



Special Eurobarometer 442

Report

Attitudes of Europeans towards Animal Welfare

Fieldwork
November – December 2015
Publication
March 2016

Survey requested by the European Commission,
Directorate-General for Health and Food Safety
and co-ordinated by the Directorate-General for Communication

This document does not represent the point of view of the European Commission.
The interpretations and opinions contained in it are solely those of the authors.

Special Eurobarometer 442 – Wave EB84.4. – TNS opinion & social

Special Eurobarometer 442

Report

Attitudes of Europeans towards Animal Welfare

November - December 2015

Survey conducted by TNS opinion & social at the request of the European Commission,
Directorate-General for Health and Food Safety

Survey co-ordinated by the European Commission, Directorate-General for Communication
(DG COMM "Strategy, Corporate Communication Actions and Eurobarometer" Unit)

Project number	2016.2717
Project title	Special Eurobarometer 442 - November - December 2015 "Attitudes of Europeans towards Animal Welfare" Report
Linguistic version	EN
Catalogue number	EW-01-16-233-EN-N
ISBN	978-92-79-56878-7 doi:10.2875/884639

© European Union, 2015

<http://ec.europa.eu/COMMFrontOffice/PublicOpinion>

TABLE OF CONTENTS

INTRODUCTION	2
KEY FINDINGS	4
I. ANIMAL WELFARE: UNDERSTANDING AND PERCEIVED IMPORTANCE	5
1 General understanding of animal welfare	5
2 Protecting the welfare of farmed animals	9
a. The importance of protecting the welfare of farmed animals	9
b. The relevance of better protecting the welfare of farmed animals	12
3 Protecting the welfare of companion animals	15
a. The relevance of better protecting the welfare of companion animals	15
II. EVALUATION OF SEVERAL KEY STRATEGIES TO PROTECT ANIMAL WELFARE	19
1 Information and education about animal welfare	19
a. Communication and education	19
b. Information about treatment conditions	22
2 International animal welfare standards	27
a. Building international standards	27
1. Imported products from outside the EU should respect the same animal welfare standards as those applied in the EU	27
2. It is important to establish animal welfare standards that are recognised across the world	29
3. The EU should do more to promote a greater awareness of animal welfare internationally	30
b. Respecting EU standards	32
3 Regulation	37
a. Regulation regarding animals used for commercial use	37
b. Level of regulation regarding the protection of farmed animals	40
c. The welfare of farmed animals: a matter for consumers only or all citizens?	44
III. ANIMAL WELFARE FRIENDLY PRODUCTS	48
1 Openness to pay a premium for animal welfare friendly products	48
2 Interest in identifying labels for animal welfare friendly products	53
3 Current choice of animal welfare friendly products in shops	56
CONCLUSION	60
ANNEXES	
Technical specifications	
Questionnaire	
Tables	

INTRODUCTION

For over 40 years, the European Commission has been working in close collaboration with Member States to promote animal welfare, with the aim of improving the lives of farm animals.

Animal welfare legislation has evolved during this time, in accordance with citizens' expectations and market demands. In 1998, an important step was taken called the Council Directive 98/58/EC, which provided general rules for the protection of farm animals kept for the production of food, wool, skin or fur or other farming purposes. The rules were based upon the European Convention for the Protection of Animals kept for Farming Purposes and reflect the so-called 'Five Freedoms':

- Freedom from hunger and thirst;
- Freedom from discomfort;
- Freedom from pain, injury and disease;
- Freedom to express normal behaviour;
- Freedom from fear or distress.

The Lisbon Treaty adopted in 2009, amending the 'Treaty on the Functioning of the European Union', acknowledged the recognition that animals are sentient beings.

This paved the way for the development of the "Strategy for the Protection and Welfare of Animals" (2012 to 2015), designed to lay the foundations for improving welfare standards and ensure that these standards are applied in all European Union countries.

To build the Strategy, the Commission consulted widely with farmers, veterinarians, animal welfare organisations and other experts to help ensure that improving living conditions for animals would also make European food and agricultural products more competitive around the world. The guiding principle was "Everyone is responsible".

The Strategy set out to introduce a set of general principles that simplified rules and improve enforcement, improve animal keeping & veterinarian training, support EU countries in their compliance with EU rules, build international cooperation towards improving animal welfare and improve consumer information and their empowerment.

As part of this Strategy, the Directorate-General for Health and Food Safety consulted European public opinion to establish current views on animal welfare.

The key objectives of this survey are:

- Understanding the relationship between Europeans and animal welfare within the EU: What do citizens understand animal welfare to mean? What importance do they attach to animal welfare? Should the welfare of farmed and companion animals be better protected than it is now?
- Assessing European awareness and perceived importance of key elements of the animal welfare strategy, with particular focus on 1) information and education, 2) international standards and 3) how animal welfare laws should be regulated.
- Determining European views on availability and recognition of products sourced from animal welfare-friendly production systems: Would citizens be prepared to pay more for these products? Do they look for animal welfare-friendly labels? Is there sufficient choice of animal welfare-friendly products in shops and supermarkets currently?

A few of the questions had previously been asked during the September – October 2006 Special Eurobarometer 270 "Attitudes of EU citizens towards Animal Welfare"¹ survey. For these questions, it is possible to analyse the current survey findings, alongside those from the previous survey.

¹ <http://ec.europa.eu/COMMFrontOffice/PublicOpinion/index.cfm/Survey/getSurveyDetail/instruments/SPECIAL/surveyKy/470/p/4>

This survey was carried out by the TNS Opinion & Social network in the 28 Member States of the European Union between 28 November and 7 December 2015. A total of 27,672 EU citizens from different social and demographic categories were interviewed face-to-face at home and in their native language on behalf of the Directorate-General for Health and Food Safety.

The methodology used is that of Eurobarometer surveys as carried out by the Directorate-General for Communication ("Strategy, Corporate Communication Actions and Eurobarometer" Unit). A technical note on the manner in which the interviews were conducted by the institutes within the TNS opinion & social network is appended as an annex to this report. Also included are the interview methods and the confidence intervals.

Note: In this report, countries are referred to by their official abbreviation. The abbreviations used in this report correspond to:

Belgium	BE	Latvia	LV
Czech Republic	CZ	Luxembourg	LU
Bulgaria	BG	Hungary	HU
Denmark	DK	Malta	MT
Germany	DE	The Netherlands	NL
Estonia	EE	Austria	AT
Greece	EL	Poland	PL
Spain	ES	Portugal	PT
France	FR	Romania	RO
Croatia	HR	Slovenia	SI
Ireland	IE	Slovakia	SK
Italy	IT	Finland	FI
Republic of Cyprus*	CY	Sweden	SE
Lithuania	LT	United Kingdom	UK

* Cyprus as a whole is one of the 28 European Union Member States. However, the "acquis communautaire" has been suspended in the part of the country which is not controlled by the government of the Republic of Cyprus. For practical reasons, only the interviews carried out in the part of the country controlled by the government of the Republic of Cyprus are included in the "CY" category and in the EU28 average.

*We wish to thank the people throughout the European Union
who have given their time to take part in this survey.
Without their active participation, this study would not have been possible.*

KEY FINDINGS

I. Animal welfare: understanding and perceived importance

- A relative majority² of Europeans understand animal welfare to refer to ‘the duty to respect all animals’ (46%) and secondly, to ‘concern the way farmed animals are treated, providing them with a better quality of life’ (40%).
- More than nine in ten EU citizens believe it is important to protect the welfare of farmed animals (94%).
- Europeans believe the welfare of farmed animals should be better protected than it is now (82%) and similarly for companion animals (74%).

II. Evaluation of several key strategies to protect animal welfare

Information and education about animal welfare

- More than four out of five Europeans consider information campaigns on animal welfare to be a good way to influence the attitudes of children and young people towards animals (87%).
- A growing number of EU citizens since the last survey, would like to have more information about the conditions under which farmed animals are treated in their respective countries (64%).

International animal welfare standards

- The absolute majority of Europeans strongly agree that imported products from outside the EU should respect the same animal welfare standards as those in the EU (62% “totally agree”).
- The majority believe that the best method for guaranteeing that imported animal products respect EU standards is via **certifications provided by the EU** (54% of Europeans).

Regulation

- Europeans widely think there should be an EU law requiring any person using animals for commercial purposes to care for them (89%).
- Moreover, the relative majority of Europeans think the law should be decided **jointly between the EU and at a national level** (49%), and not a decision made by the EU alone (19%).
- The relative majority of European respondents think the welfare of farmed animals should be handled **jointly, between businesses and public authorities** (43%). An additional 40% of respondents believe that animal welfare is a matter **for all citizens and should be regulated by public authorities**. The common theme is that the public authorities should be involved in some way.

III. Animal welfare friendly products

- More than half of all Europeans are prepared to pay more for products sourced from animal welfare-friendly production systems (59%). More than a third of respondents (35%) are prepared to pay up to 5% more, while only a small minority (3%) are ready to pay more than 20%. However, more than a third of EU citizens (35%) are not ready to pay more.
- An absolute majority (52%) of Europeans look for the animal welfare-friendly identifying labels when buying products. One in ten Europeans did not know these labels existed.
- Overall, Europeans currently do not think there is sufficient choice of animal welfare-friendly food products in shops and supermarkets (47%). This represents an increase of 9 percentage points from the 2006 Special Eurobarometer survey.

² throughout the report, “absolute majority” refers to results mentioned by more than 50% of respondents; conversely, the expression “relative majority” refers to the highest result, when it is mentioned by less than 50% of respondents.

I. ANIMAL WELFARE: UNDERSTANDING AND PERCEIVED IMPORTANCE

One of the aims of this survey is to better understand the relationship between Europeans and animal welfare within the EU; what do they understand animal welfare to mean? What importance do they attach to animal welfare? Should the welfare of farmed and companion animals be better protected than it is now?

1 General understanding of animal welfare

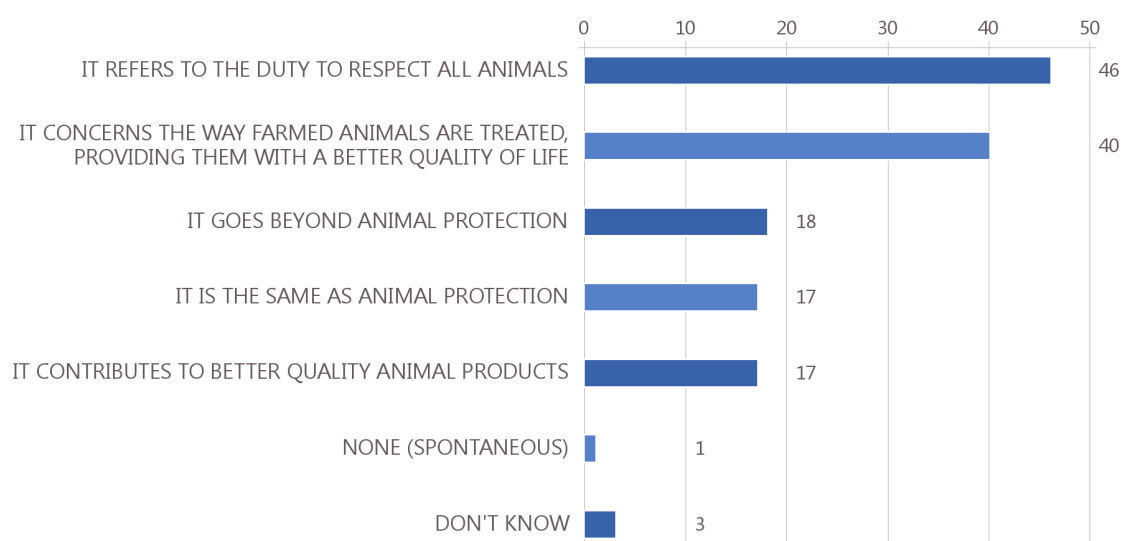
For close to half of Europeans, animal welfare refers to the duty to respect all animals

Europeans were provided with a series of statements and asked which best describes their understanding of animal welfare. They could answer up to two answers.

Close to half of Europeans (46%) understand animal welfare to 'refer to the duty to respect all animals', whilst slightly less (40%) mention animal welfare 'concerns the way farmed animals are treated, providing them with a better quality of life'.

Interestingly, the proportion of citizens who understand animal welfare as 'going beyond animal protection' (18%) is very close to those who actually mention that it is 'the same as animal protection' (17%). Moreover, a similar proportion of respondents answer that animal welfare 'contributes to better quality animal products' (17%).

QB1 Which of the following statements best describe your understanding of animal welfare? (MAX. 2 ANSWERS)
(% - EU)



Base: all respondents (N= 27,672)

When looking at country level results, the mention **‘animal welfare refers to the duty to respect all animals’** is the leading answer in 17 Member States, with considerable support from respondents in the Netherlands (70%), Luxembourg (62%) and Malta (60%). It was mentioned by lower proportions of respondents in Slovakia (19%), Hungary (23%) and Romania (24%).

‘Animal welfare concerns the way farmed animals are treated, providing them with a better quality life’ is the top response in 11 Member States. More than three out of five respondents in Sweden (61%) and Denmark (61%) consider this statement to best describe animal welfare, and more than half of the respondents in Portugal (54%) share the same view. Countries with the lowest proportion of respondents considering this statement are Spain (24%) and Latvia (30%), where the majority of respondents prefer the statement that animal welfare ‘refers to the duty to respect all animals’ (Spain 51%, Latvia 48%).

Less than a third of all respondents in all countries understand animal welfare **to go ‘beyond animal’s protection’**. This statement is not the leading statement in any country, whereas it is the least often mentioned in 10 countries. Respondents in Sweden (30%), Belgium (28%) and the Netherlands (26%) were more likely to mention this statement than those in the Czech Republic (8%), Malta (11%) and Portugal (11%).

‘Animal welfare is the same as animal protection’ is not the leading statement in any country. In the five following countries, at least a quarter of respondents consider this to be the best description of animal welfare: the Czech Republic (27%), Lithuania (26%), as well as Croatia, Cyprus and Greece (25% in these three countries). Conversely, respondents in the Netherlands (5%), Sweden (10%) and France (13%) are less likely to refer to animal welfare as being the same as animal protection.

Less than a third of respondents in all countries mentioned that, according to them, the best description of animal welfare is that it **‘contributes to better quality animal products’**. It is not the top response in any country, however it is the least mentioned statement in 15 Member States. The highest proportion of respondents supporting this statement can be found within Austria (32%), Greece (29%) and Romania (28%). Lower proportions of respondents in the Netherlands (10%), Denmark (10%), Slovenia (10%) and Estonia (10%) share this view.

QB1 Which of the following statements best describe your understanding of animal welfare? (MAX. 2 ANSWERS) (%)

		It refers to the duty to respect all animals	It concerns the way farmed animals are treated, providing them with a better quality of life	It goes beyond animal protection	It is the same as animal protection	It contributes to better quality animal products	None (SPONTANEOUS)	Don't know
EU28		46	40	18	17	17	1	3
BE		53	33	28	18	15	1	1
BG		33	35	15	22	12	2	5
CZ		32	45	8	27	22	1	3
DK		47	61	19	14	10	0	1
DE		51	46	16	14	25	3	1
EE		50	36	19	22	10	1	4
IE		44	33	16	19	13	1	5
EL		46	40	12	25	29	0	2
ES		51	24	23	21	12	0	3
FR		59	46	19	13	12	0	3
HR		30	32	24	25	18	1	3
IT		40	32	14	20	16	2	3
CY		50	42	15	25	25	2	1
LV		48	30	23	20	13	0	4
LT		45	34	15	26	15	1	2
LU		62	42	15	15	15	0	0
HU		23	33	17	23	18	2	3
MT		60	37	11	20	20	1	2
NL		70	49	26	5	10	0	0
AT		55	44	17	16	32	1	2
PL		33	36	14	17	12	3	9
PT		49	54	11	18	20	0	0
RO		24	39	18	21	28	2	6
SI		46	42	21	15	10	0	2
SK		19	48	19	17	23	0	3
FI		55	50	25	21	14	1	0
SE		45	61	30	10	13	0	1
UK		40	42	19	19	14	1	7

Highest percentage per country

Highest percentage per item

Lowest percentage per country

Lowest percentage per item

Base: all respondents (N= 27,672)

A **socio demographic analysis** shows no significant differences across age, sex, occupation or urbanisation for this question.

However, when crossing these results with answers from other questions in the survey, it appears that respondents who think 'protecting animal welfare is important'³ are more likely to understand animal welfare to 'refer to the duty to respect all animals' than those who think it is not important (47% who think it is important versus 24% of respondents who think it is not important).

QB1 Which of the following statements best describe your understanding of animal welfare?
(MAX. 2 ANSWERS)
(% - EU)

	It refers to the duty to respect all animals	It concerns the way farmed animals are treated, providing them with a better quality of life	It goes beyond animal protection	It is the same as animal protection	It contributes to better quality animal products	None (SPONTANEOUS)	Don't know
EU28	46	40	18	17	17	1	3
Protect animal welfare is							
Total 'Important'	47	42	18	17	17	1	2
Total 'Not important'	24	20	18	25	13	8	9

Base: all respondents (N= 27,672)

³ QB2. In your opinion, how important is it to protect the welfare of farmed animals? ANSWERS: Very important; Somewhat important; Not very important; Not at all important; Don't know.

2 Protecting the welfare of farmed animals

a. The importance of protecting the welfare of farmed animals

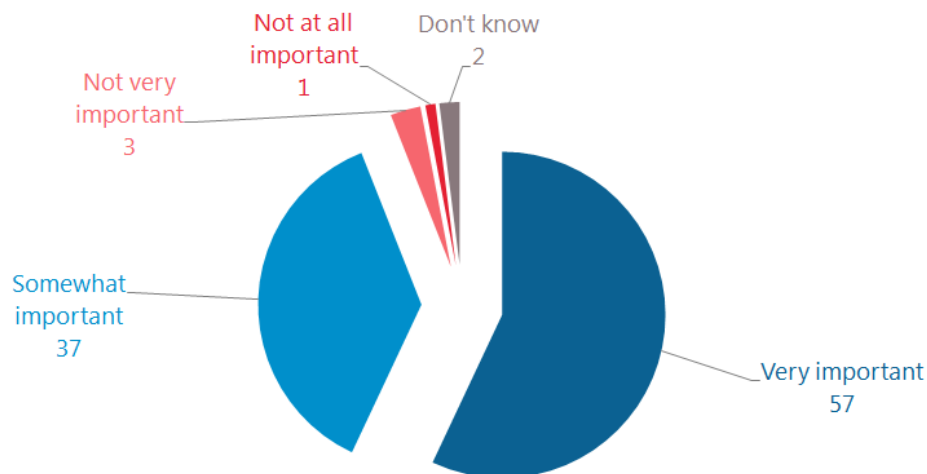
A large majority of Europeans consider protecting the welfare of farmed animals to be very important

Respondents were asked for their opinion regarding how important it is to protect the welfare of farmed animals.

An absolute majority of Europeans (94%) are of the view it is important to protect the welfare of farmed animals. More than half of respondents (57%) consider it to be “very important” and 37% to be “somewhat important” to protect the welfare of farmed animals.

Only a very small proportion (4%) of respondents do not consider the welfare of farmed animals to be important.

QB2 In your opinion, how important is it to protect the welfare of farmed animals?
(% - EU)



Base: all respondents (N= 27,672)

Looking at country results, it appears that more than four out of five respondents in each of the Member States consider the welfare of farmed animals to be “important”, with varying degrees of importance.

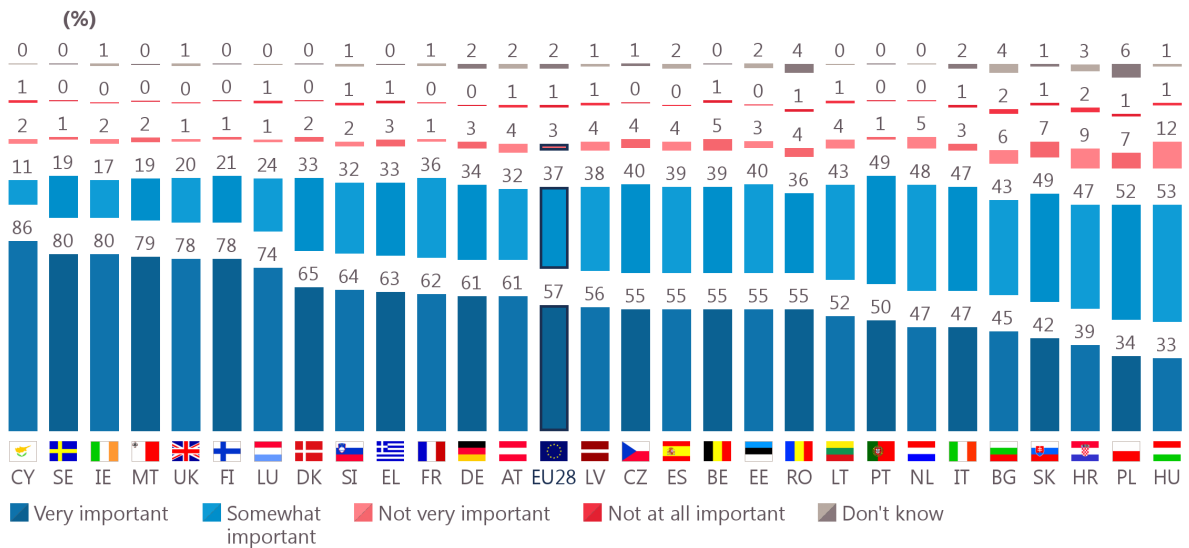
Almost every respondent in Sweden (99%), Finland (99%) and Portugal (99%) consider animal welfare to be ‘important’, in comparison to respondents in Croatia (86%), Hungary (86%) and Poland (86%), the countries with the lowest proportions of respondents.

In 20 Member States, more than half of the respondents consider it “very important” to protect the welfare of farmed animals, with the highest proportion of respondents sharing this view in Cyprus (86%), Sweden (80%) and Ireland (80%).

Respondents in Hungary (53%) and Poland (52%) are more likely to consider the protection of farmed animals to be “somewhat important”. The relative majority of respondents in Croatia (47%) and Slovakia (49%) also are of the view it is a “somewhat important” issue, as opposed to “very important”.

Across most Member States, a small percentage of respondents do not think the protection of farmed animals is an important issue. The highest proportion of respondents who share this view can be found in Hungary (13%), Croatia (11%), as well as in Poland, Slovakia and Bulgaria (8%).

QB2 In your opinion, how important is it to protect the welfare of farmed animals?




Base: all respondents (N= 27,672)

At a **socio demographic level**, the only –limited– differences relate to the fact that women are more likely than men to think animal welfare is “very important” (61% vs. 54%).

When crossing these results against respondents’ views on other questions, some rather unsurprising differences appear. Indeed, the proportion of respondents who consider it to be important to protect the welfare of farmed animals is significantly higher amongst the following groups:

- Europeans who think “there should be an EU law requiring any person using animals for commercial purposes to care for them”⁴ (97%, versus 72% of those who disagree);
- EU citizens who hold the view “the EU should do more for animal welfare awareness internationally”⁵ (97%, compared to 75% of those who do not think the EU needs to do more);
- Respondents who are ‘ready to pay more for animal welfare-friendly products’⁶ (98%, compared to 90% of respondents who are not).

QB2 In your opinion, how important is it to protect the welfare of farmed animals?
(% - EU)

	Very important	Somewhat important	Not very important	Not at all important	Don't know	Total 'Important'	Total 'Not important'
EU28	57	37	3	1	2	94	4
 Gender							
Man	54	40	4	1	1	94	5
Woman	61	34	3	0	2	95	3
Ready to pay for animal welfare-friendly products							
Total 'Yes'	66	32	2	0	0	98	2
No	44	46	6	1	3	90	7
EU to do more for animal welfare awareness							
Total 'Agree'	61	36	2	0	1	97	2
Total 'Disagree'	28	47	18	3	4	75	21
EU law if commercial use of animals							
Total 'Agree'	60	37	2	0	1	97	2
Total 'Disagree'	31	41	20	5	3	72	25

Base: all respondents (N= 27,672)

⁴ QB5. There is currently no legal obligation in the EU to care for animals used for commercial purposes. To what extent do you agree or disagree that there should be an EU law obliging any person using animals for commercial purposes in the EU to care for them? ANSWERS: Totally agree; Tend to agree; Tend to disagree; Totally disagree; Don't know.

⁵ QB13. The EU is working with other countries to build a common understanding on internationally recognised animal welfare standards. To what extent do you agree or disagree with each of the following statements? 1) Imported products from outside the EU should respect the same animal welfare standards as those applied in the EU; 2) It is important to establish animal welfare standards that are recognised across the world; 3) The EU should do more to promote a greater awareness of animal welfare internationally. ANSWERS: Totally agree; Tend to agree; Tend to disagree; Totally disagree; Don't know.

⁶ QB7. Would you be willing to pay more for products sourced from animal welfare-friendly production systems? ANSWERS: No, you are not ready to pay more; Yes, you would be ready to pay up to 5% more; Yes, you would be ready to pay 6% to 10% more; Yes, you would be ready to pay 11% to 20% more; Yes, you would be ready to pay more than 20% more; It depends on the price of the product (spontaneous); Don't know.

b. The relevance of better protecting the welfare of farmed animals

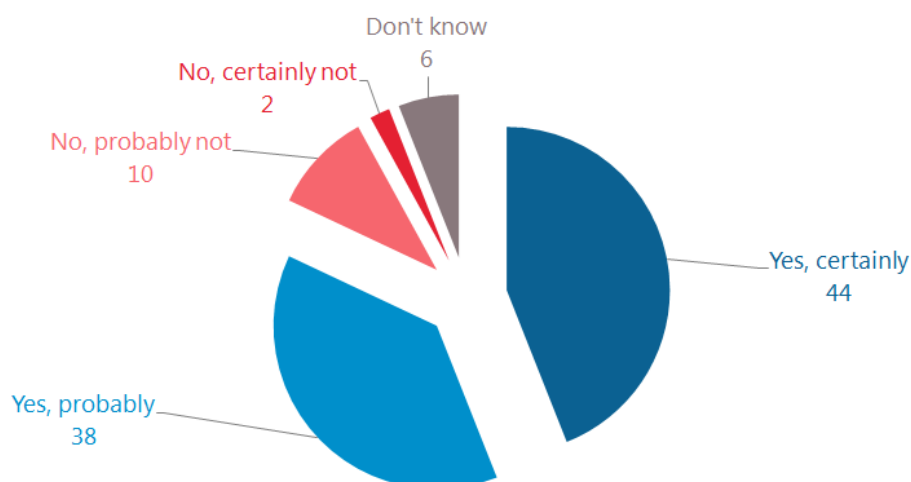
A large majority of Europeans believe the welfare of farmed animals should be better protected than it is now

Europeans were asked whether they believe the welfare of farmed animals in their respective countries should be better protected than it is now.

More than four in five respondents (82%) believe that the welfare of farmed animals should be better protected than it is now. More than two in five Europeans (44%) hold a stronger view, responding with “yes, certainly”, while more than a third (38%) of respondents believe that the welfare of animals should “probably” be better protected than it is now.

A little over one in ten Europeans (12%) are of the opposing view, believing that the welfare of farmed animals in their country doesn’t need to be better protected than it is now.

QB3 Do you believe that in general the welfare of farmed animals in (OUR COUNTRY) should be better protected than it is now?
(% - EU)



Base: all respondents (N= 27,672)

This question was also asked during the Special Eurobarometer survey SP270 in 2006, using a different wording at that time⁷. The evolution of results show that respondents are more likely to believe that the welfare of farmed animals should be better protected in their country (+ 5 percentage points on Total ‘Yes’).

In all Member States, an absolute majority of EU citizens believe the welfare of farmed animals should be better protected than it is now. More than nine out of ten respondents in Portugal (94%, +4 pp), Cyprus (93%, +2 pp) and Greece (91%, -4 pp) hold this view. The countries with the lowest proportions of respondents, but still with the absolute majority view, are Luxembourg (58%, -6 pp), the Netherlands (66%, -4 pp), Hungary (70%, -6pp) and Estonia (70%, -2 pp).

In seven Member States, the absolute majority “certainly” think farmed animals should be better protected. The highest proportion of respondents responding with “certainly” can be observed in

⁷ QCS. Do you believe that in general the welfare-protection of farm animals in (OUR COUNTRY) needs to be improved? ANSWERS: Yes, certainly; Yes, probably; No probably not; No, certainly not; Don't know.

Cyprus (74%, +3pp), Greece (58%, -8 pp), and with large increases since the last survey in France (55%, +16 pp) and Germany (55%, +12 pp). In a further five countries, the relative majority of respondents “certainly” think farmed animals should be better protected.

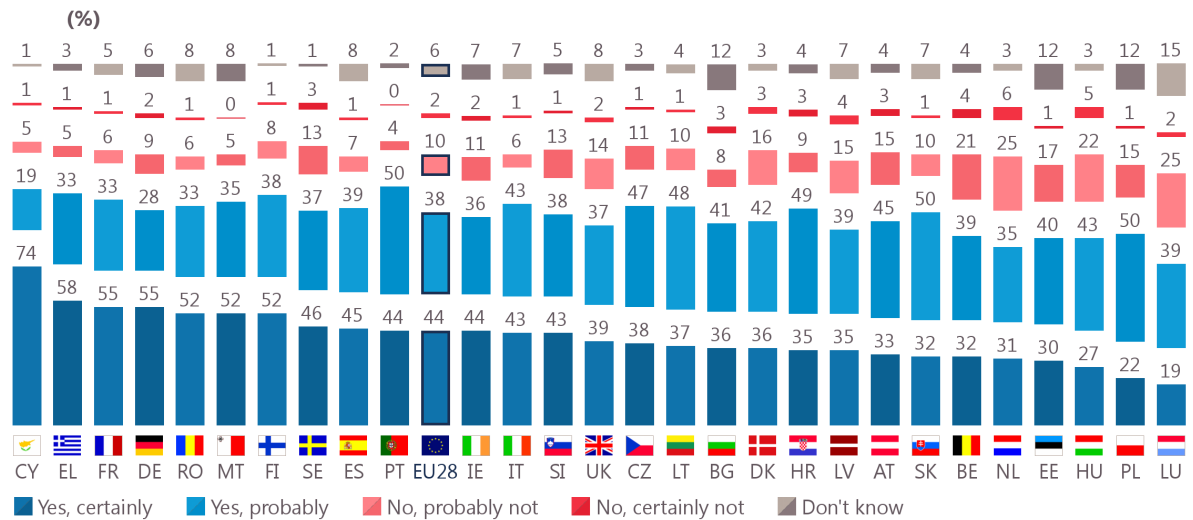
The highest proportions of respondents who don’t believe the welfare of farmed animals should be better protected is observed in the Netherlands (31%, +9 pp), Hungary (27%, +15 pp), Luxembourg (27%, +8 pp) and Belgium (25%, +12 pp).

More than one in ten respondents in Luxembourg (15%, -3 pp), Poland (12%, +2 pp), Estonia (12%, -7 pp) and Bulgaria (12%, -3 pp) responded with “don’t know”.

Since the survey in 2006, there are nine countries where there has been greater than 5 percentage point increases in the proportion of respondents who believe the welfare of farmed animals should be better protected than it is now. The highest increases can be seen in Finland (90%, +23 pp) and Ireland (80%, +22 pp) where the proportion of respondents answering “certainly”, increased notably for both countries (Finland +34 pp, Ireland +25 pp).

A shift in opinion can be observed from those who “probably” believe animal protection should be better, to “certainly” since the last survey. In 14 Member States, there are increases of more than five percentage points, with respondents in Finland (52% “certainly”, + 34 pp), Ireland (44%, +25 pp) and Sweden (46%, +17 pp) citing the largest differences.

QB3 Do you believe that in general the welfare of farmed animals in (OUR COUNTRY) should be better protected than it is now?




Base: all respondents (N= 27,672)

A **socio demographic analysis** reveals that women are more likely than men to “certainly” think the welfare of animals should be better protected than it is now (47%, compared to 40%).

Once again, when crossing these results against other questions asked during the survey, the following observations can be made, unsurprisingly showing that support for animal welfare is expressed in most dimensions evaluated in this survey; indeed, higher proportions of respondents think the welfare of animals should be better protected than it is now in the following groups:

- EU citizens who think protecting animal welfare is an important issue (85%, compared to 28% of those who don't);
- Europeans who think there should be an EU law requiring any person using animals for commercial purposes to care for them (86% of those who agree, compared to 48% of those who disagree);
- Europeans who think the EU should do more for animal welfare awareness internationally (86%, compared to 50% of those who do not);
- Respondents who are ready to pay more for welfare-friendly products (86%, compared to 76% of those who are not).

QB3 Do you believe that in general the welfare of farmed animals in (OUR COUNTRY) should be better protected than it is now?
(% - EU)

	Yes, certainly	Yes, probably	No, probably not	No, certainly not	Don't know	Total 'Yes'	Total 'No'
EU28	44	38	10	2	6	82	12
 Gender							
Man	40	40	12	2	6	80	14
Woman	47	36	9	2	6	83	11
Protect animal welfare is							
Total 'Important'	46	39	9	1	5	85	10
Total 'Not important'	5	23	48	17	7	28	65
Ready to pay for animal welfare-friendly products							
Total 'Yes'	50	36	9	1	4	86	10
No	34	42	13	3	8	76	16
EU to do more for animal welfare awareness							
Total 'Agree'	47	39	8	1	5	86	9
Total 'Disagree'	17	33	34	9	7	50	43
EU law if commercial use of animals							
Total 'Agree'	47	39	9	1	4	86	10
Total 'Disagree'	18	30	33	10	9	48	43

Base: all respondents (N= 27,672)

3 Protecting the welfare of companion animals

a. The relevance of better protecting the welfare of companion animals

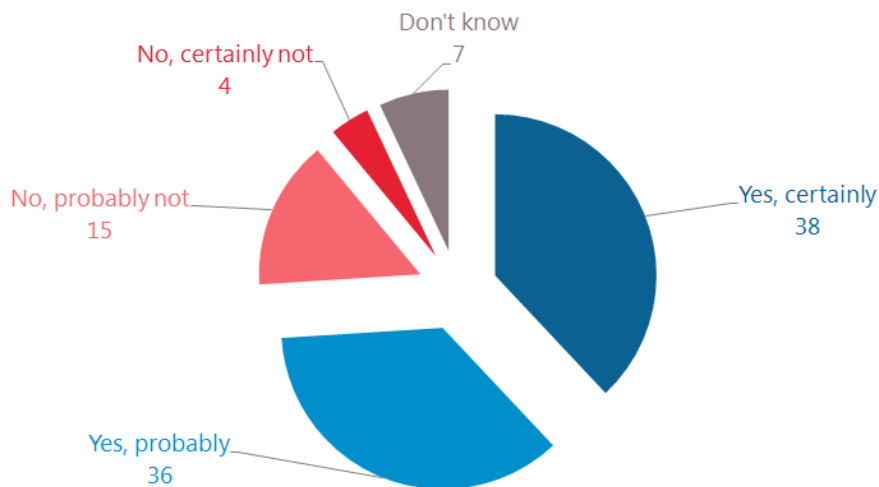
Most Europeans believe the welfare of companion animals should be better protected than it is now

Next, respondents were asked about the welfare of *companion* animals in their own countries, and about their belief on whether it should be better protected than it is now.

Europeans hold a similar view regarding the welfare of *companion* animals, as they do towards *farmed* animals as per the previous section. The absolute majority (74%) of Europeans believe the welfare of companion animals should be better protected than it is now (38% - “yes, certainly”, 36% - “yes, probably”.)

Slightly less than one fifth (19%) of respondents hold the opposing view, with 15% believing companion animals should “probably not” be better protected than it is now, and a further 4% with a stronger opposing view, responding with “no, certainly not”.

QB12 Do you believe that the welfare of companion animals in (OUR COUNTRY) should be better protected than it is now?
(% - EU)

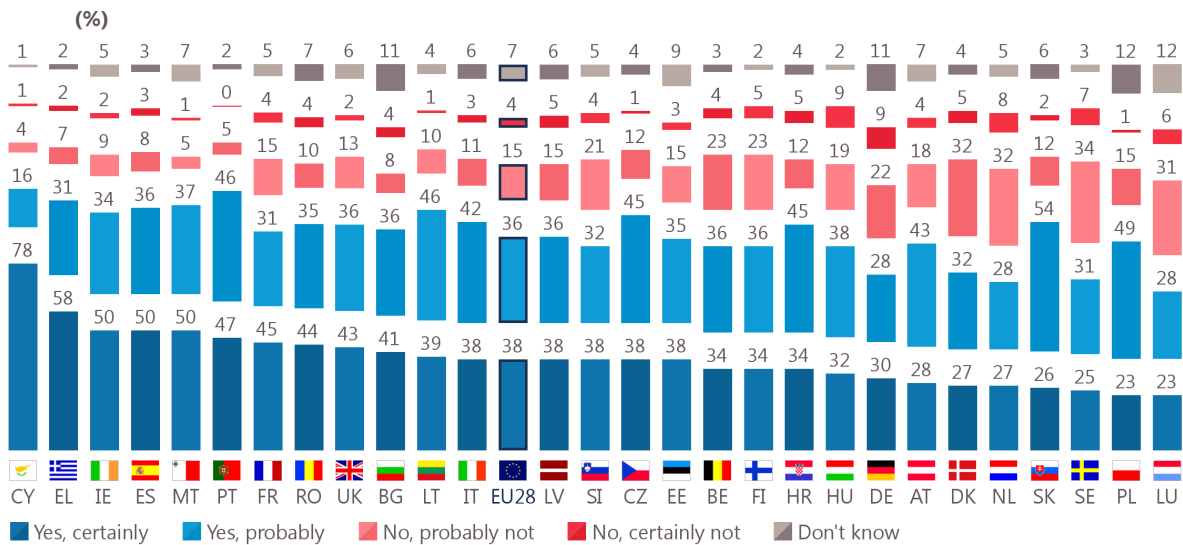


Base: all respondents (N= 27,672)

When looking at results at a country level, in all Member States the absolute majority of respondents believe the welfare of companion animals should be better protected than it is now. In ten EU Member States, more than four out of five EU citizens share this view, with the highest proportions in Cyprus (94%), Portugal (93%) and Greece (89%).

Conversely, large proportions of respondents in the following countries don't believe the welfare of companion animals should be better protected than it is now: Sweden (41%), the Netherlands (40%), Denmark (37%) and Luxembourg (37%).

QB12 Do you believe that the welfare of companion animals in (OUR COUNTRY) should be better protected than it is now?



Base: all respondents (N= 27,672)

Finally, it is interesting to compare the results from this question concerning ‘companion animals’ with the responses by country for ‘farmed animals’.

Overall, European public opinion is that both farmed and companion animals need further protection: 82% of EU citizens believe that farmed animals should be better protected than they are now, and 74% believe companion animals need further protection.

At a country level, there are some interesting differences. For example, in Sweden, 83% of respondents either ‘certainly’ or ‘probably’ agree that *farmed* animals should be better protected than they are now, whilst in contrast, only 56% agree the welfare of *companion* animals should be better protected. A similar contrast is observed in Germany (83% regarding farmed animals, compared to 58% regarding companion animals) and to a slightly lesser extent in Finland (90% for farmed animals, 70% for companion animals) and Denmark (78% and 59% respectively).






Several differences can be observed at a **socio demographic level**:

- Women are slightly more likely than men to think the welfare of companion animals should be better protected than it is now (76%, compared to 72%);
- Younger people are more likely to think companion animals should be better protected than they are now, in comparison with older respondents (81% of respondents aged 15-24, versus 72% of respondents aged 55+);
- Unemployed people (80%), students (79%) and house persons (77%) are all more likely to think companion animals should be better protected, in comparison with managers (68%) and retired people (72%);
- Respondents who are still studying are more likely to think companion animals need better protection than those that completed their studies aged 20 or above (79%, versus 71%);
- Respondents who have difficulties paying bills most of the time are more likely to agree that companion animals should be better protected than those who never have difficulties paying bills (81% versus 72%).

When analysing these results with answers to the other questions in the survey, several observations can be made:

- Respondents who think the EU should do more for animal welfare awareness are more likely to think companion animals should be better protected. (79%, versus 35% of those who disagree).
- Respondents who think there should be an EU law required people to care for commercial animals, are more likely to have the view that companion animals should be better protected (78%, versus 47% of those who do not).

QB12 Do you believe that the welfare of companion animals in (OUR COUNTRY) should be better protected than it is now?
(% - EU)

	Yes, certainly	Yes, probably	No, probably not	No, certainly not	Don't know	Total 'Yes'	Total 'No'
EU28	38	36	15	4	7	74	19
 Gender							
Man	35	37	17	5	6	72	22
Woman	41	35	13	4	7	76	17
 Age							
15-24	45	36	12	3	4	81	15
25-39	38	37	17	3	5	75	20
40-54	37	36	16	4	7	73	20
55 +	36	36	15	5	8	72	20
 Education (End of)							
15-	40	35	13	5	7	75	18
16-19	40	35	15	4	6	75	19
20+	34	37	19	4	6	71	23
Still studying	42	37	14	3	4	79	17
 Socio-professional category							
Self-employed	39	38	14	4	5	77	18
Managers	31	37	20	4	8	68	24
Other white collars	37	38	17	4	4	75	21
Manual workers	38	36	16	4	6	74	20
House persons	40	37	10	5	8	77	15
Unemployed	48	32	12	3	5	80	15
Retired	37	35	15	5	8	72	20
Students	42	37	14	3	4	79	17
 Difficulties paying bills							
Most of the time	50	31	11	3	5	81	14
From time to time	39	39	13	3	6	78	16
Almost never/ Never	36	36	17	4	7	72	21
EU to do more for animal welfare awareness							
Total 'Agree'	41	38	13	3	5	79	16
Total 'Disagree'	11	24	41	17	7	35	58
EU law if commercial use of animals							
Total 'Agree'	41	37	14	3	5	78	17
Total 'Disagree'	18	29	33	13	7	47	46

Base: all respondents (N= 27,672)

II. EVALUATION OF SEVERAL KEY STRATEGIES TO PROTECT ANIMAL WELFARE

The second key objective of the survey is to assess the awareness and the perceived importance of key elements of the animal welfare strategy amongst Europeans: 1) information and education, 2) international standards and 3) how animal welfare should be regulated.

1 Information and education about animal welfare

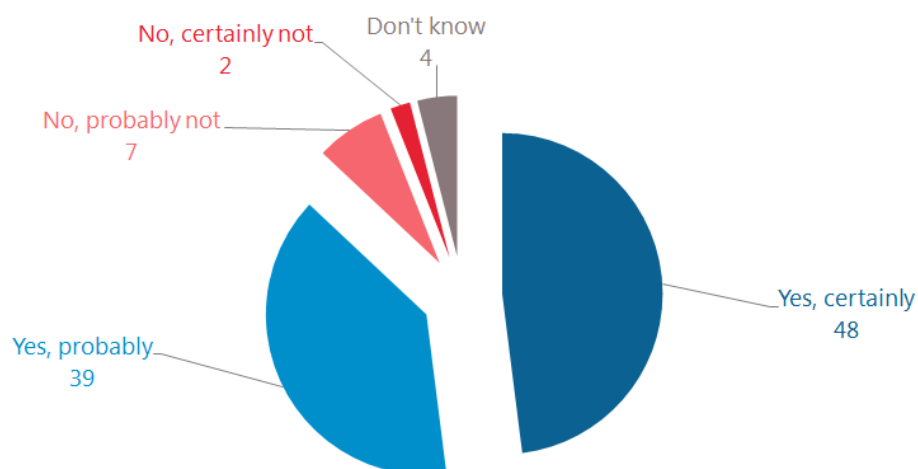
a. Communication and education

A large majority of Europeans agree that information campaigns are a good way to positively influence the attitudes of younger people towards animals

Europeans were asked to consider whether they think information campaigns on animal welfare could be a good way to have a positive influence on the attitudes of children and young people towards animals.

The absolute majority of Europeans (87%) consider information campaigns on animal welfare to be a good way to influence the attitudes of the younger generation towards animals (48% “certainly” and 39% “probably”).

QB11 Do you think that information campaigns on animal welfare could be a good way to have a positive influence on the attitudes of children and young people towards animals?
(% - EU)



Base: all respondents (N= 27,672)

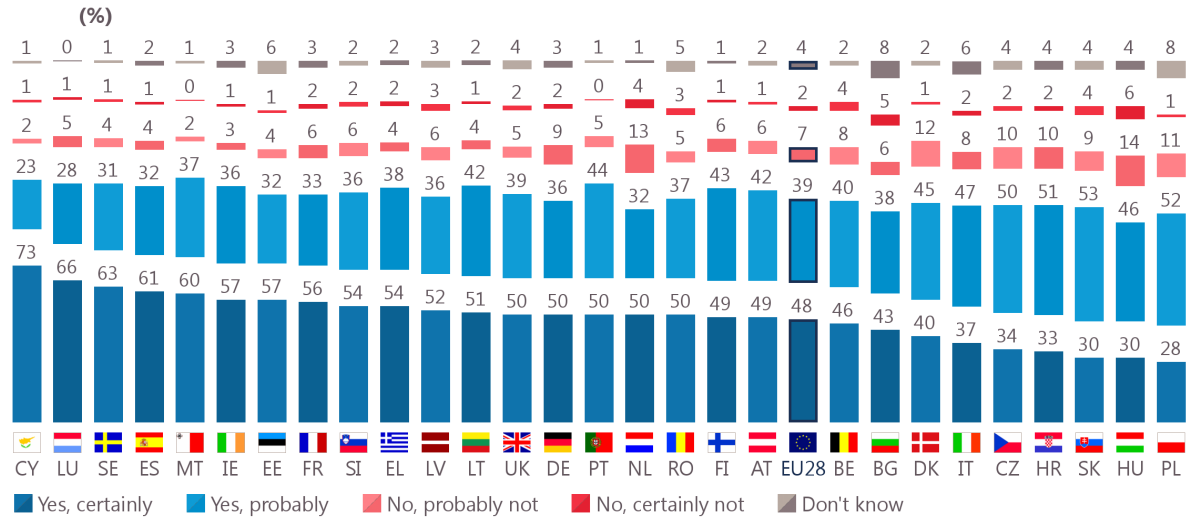
In all Member States, more than three quarters of all respondents “certainly” or “probably” agree that animal welfare information campaigns could be a good way to have a positive influence on the attitudes of children and young people towards animals.

The highest proportion of respondents agreeing information campaigns are a good way to influence young people can be observed in Malta (97%), Cyprus (96%), Sweden (94%), Portugal (94%) and Luxembourg (94%).

In 17 countries, at least half of respondents “certainly” agree information campaigns could have a positive influence. Of these, the highest proportions are observed in Cyprus (73%), Luxembourg (66%) and Sweden (63%).

In all Member States, less than a quarter of all respondents do not agree that information campaigns on animal welfare could be a good way to have a positive influence on the attitudes of the young. The highest proportion of respondents sharing this view can be observed in Hungary (20%) and the Netherlands (17%).

QB11 Do you think that information campaigns on animal welfare could be a good way to have a positive influence on the attitudes of children and young people towards animals?



Base: all respondents (N= 27,672)

No significant differences can be observed **at socio demographic level**.

However, when crossing results from this question against others, the following groups are more likely to agree that information campaigns could be a good way to have a positive influence on young people:

- Respondents who agree the EU should do more for animal welfare awareness (91%, versus 60% of respondents who disagree);
- Europeans who think protecting animal welfare is “important” (90%, compared to 49% of those who think animal welfare is “not important”);
- Respondents who think it is important to establish animal welfare standards worldly (90%, compared to 62% of those who don't).

QB11 Do you think that information campaigns on animal welfare could be a good way to have a positive influence on the attitudes of children and young people towards animals?
(% - EU)

	Yes, certainly	Yes, probably	No, probably not	No, certainly not	Don't know	Total 'Yes'	Total 'No'
EU28	48	39	7	2	4	87	9
Protect animal welfare is							
Total 'Important'	50	40	6	1	3	90	7
Total 'Not important'	14	35	32	10	9	49	42
Animal welfare standards worldly							
Total 'Agree'	50	40	6	1	3	90	7
Total 'Disagree'	22	40	24	8	6	62	32
EU to do more for animal welfare awareness							
Total 'Agree'	51	40	6	1	2	91	7
Total 'Disagree'	21	39	25	9	6	60	34

Base: all respondents (N= 27,672)

b. Information about treatment conditions

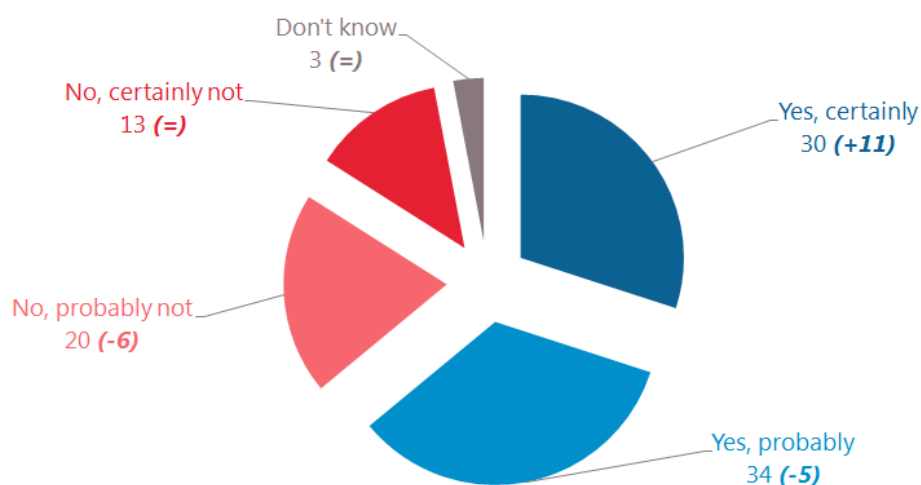
A majority of Europeans would like more information about the conditions under which farmed animals are treated

EU citizens were asked whether they would like to have more information about the conditions under which farmed animals are treated in their own countries. This question was also asked during the 2006 Special Eurobarometer Survey.

Almost two thirds of Europeans (64%) indicated they would like to have more information about the conditions under which farmed animals are treated in their country. A third of respondents (33%) are “certainly not” or “probably not” interested.

Since the last survey in 2006, there has been greater interest in receiving more information (+6 percentage points overall), with the proportion of respondents answering with “yes, certainly” (30%), increasing by 11 percentage points. The shift has come about through a decrease in the proportion of Europeans who “probably” (34%, -5 pp) would like more information, and a lower percentage of Europeans who “probably don’t” (20%, -6 pp) want more information about the conditions under which farmed animals are treated.

QB8 Would you like to have more information about the conditions under which farmed animals are treated in (OUR COUNTRY)?
(% - EU)



(December 2015 - September 2006)

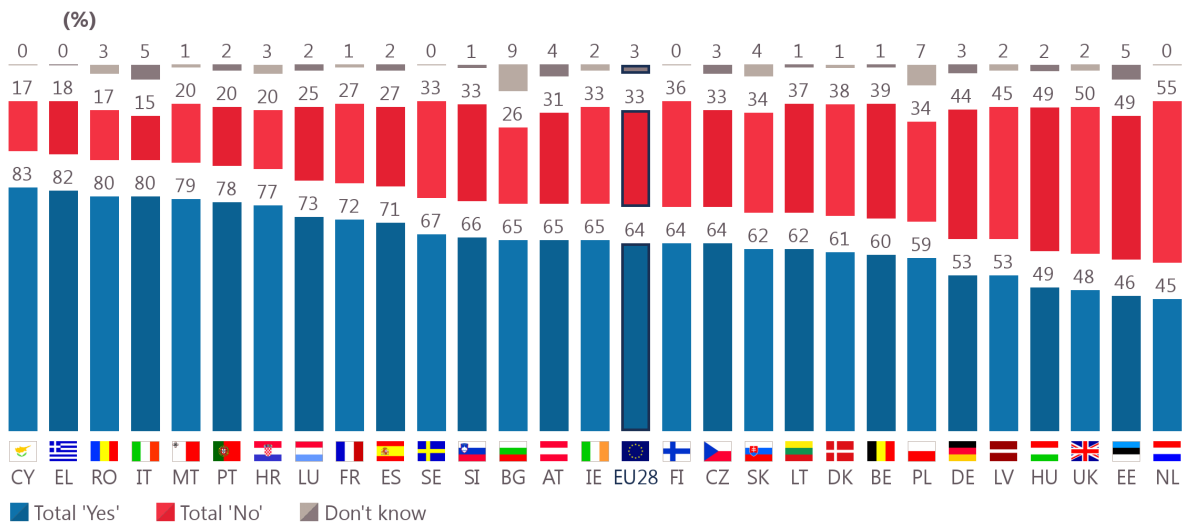
Base: all respondents (N= 27,672)

When looking at results at a country level, the absolute majority of respondents in 24 Member States would like to receive more information about the conditions under which farmed animals are treated in their countries. More than four out of five respondents in Cyprus (83%, +7 percentage points since 2006 survey) and Greece (82%, -2 pp) are interested in more information, as well as 80% of respondents in Romania (+6 pp) and Italy (+3 pp).

In the three following countries, less than half of respondents would like to have more information: the Netherlands (45%, +15 pp), Estonia (46%, +6 pp) and the United Kingdom (48%, +7 pp).

In Hungary, opinions are equally divided, with 49% of respondents interested in more information, and 49% who are not. There is greater interest however compared to 2006, with an 11 percentage point increase in respondents interested in more information.

QB8 Would you like to have more information about the conditions under which farmed animals are treated in (OUR COUNTRY)?



Base: all respondents (N= 27,672)

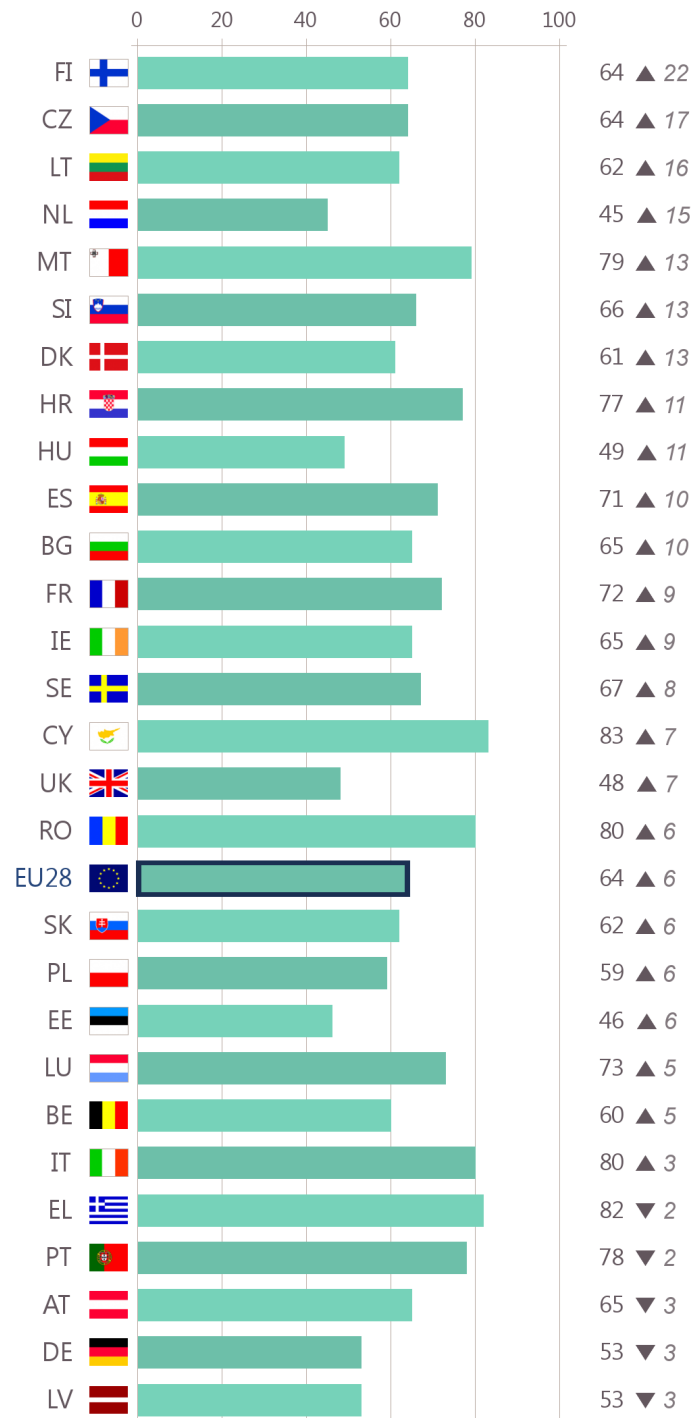
Since the last survey in 2006, interest in receiving more information about the conditions under which farm animals are treated has increased by more than five percentage points in 20 countries.

The largest increases can be observed in Finland (64%, +22 pp), the Czech Republic (64%, +17 pp) and Lithuania (62%, +16 pp).

The only negative differences that can be observed are insignificant.

QB8 Would you like to have more information about the conditions under which farmed animals are treated in (OUR COUNTRY)?
(% - TOTAL 'YES')

Dec. 2015
Sept. 2006







Base: all respondents (N= 27,672)

A **socio demographic analysis** of the results reveals that the following groups are more likely to be interested in receiving more information about the conditions under which farmed animals are treated:

- Younger people (70% of respondents aged 15-24 years would like to have more information, compared to 59% of respondents aged 55+);
- Respondents who are still studying (73%, versus 65% of those who finished aged 20+ and 59% of those who finished their education under 15 years of age);
- Retired people (58% of retired respondents, versus 67% of house persons, 66% of self-employed and 70% amongst other white collar workers);
- Respondents living in large towns (68%, versus 59% of those living in rural villages);
- Respondents who are ready to pay more for animal welfare-friendly products (70%, versus 56% who are not ready to pay more);
- Similarly, respondents who agree the EU should do more for animal welfare awareness (68%, versus 37% who disagree).

QB8 Would you like to have more information about the conditions under which farmed animals are treated in (OUR COUNTRY)?

(% - EU)

	Yes, certainly	Yes, probably	No, probably not	No, certainly not	Don't know	Total 'Yes'	Total 'No'
EU28	30	34	20	13	3	64	33
 Age							
15-24	32	38	17	11	2	70	28
25-39	32	36	20	10	2	68	30
40-54	32	33	20	13	2	65	33
55 +	27	32	22	15	4	59	37
 Education (End of)							
15-	27	32	20	17	4	59	37
16-19	30	34	20	13	3	64	33
20+	32	33	21	12	2	65	33
Still studying	34	39	17	8	2	73	25
 Socio-professional category							
Self-employed	33	33	21	12	1	66	33
Managers	32	33	22	11	2	65	33
Other white collars	30	40	17	10	3	70	27
Manual workers	28	35	20	14	3	63	34
House persons	31	36	20	10	3	67	30
Unemployed	37	30	20	11	2	67	31
Retired	27	31	23	16	3	58	39
Students	34	39	17	8	2	73	25
 Subjective urbanisation							
Rural village	30	29	23	15	3	59	38
Small/ mid size town	29	37	20	12	2	66	32
Large town	32	36	18	12	2	68	30
Ready to pay for animal welfare-friendly products							
Total 'Yes'	36	34	19	10	1	70	29
No	22	34	23	18	3	56	41
EU to do more for animal welfare awareness							
Total 'Agree'	33	35	19	11	2	68	30
Total 'Disagree'	10	27	33	27	3	37	60

Base: all respondents (N= 27,672)

2 International animal welfare standards

This section of the survey seeks to understand European opinion towards animal welfare standards and whether the EU should establish standards that are recognised internationally.

a. Building international standards

A majority of Europeans agree it is important to establish animal welfare standards that apply to products sourced from within and outside of the EU.

EU citizens were informed the EU is working with other countries to build a common understanding on internationally recognised animal welfare standards. They were asked whether they agree or not with a variety of statements.

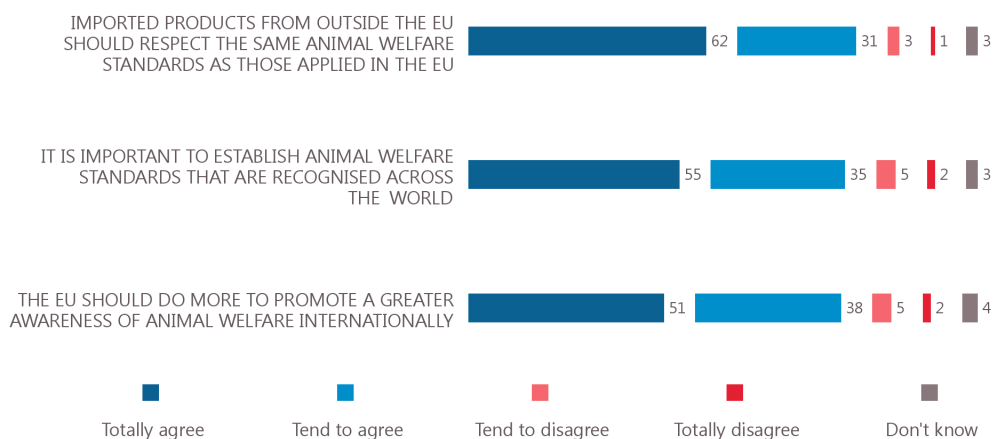
Overall, almost nine out ten Europeans agree with all of the statements which follow, with only a small proportion in disagreement (7% or less of EU citizens across all statements).

Europeans are more likely to strongly agree '**imported products from outside the EU should respect the same animal welfare standards as those applied in the EU**' (93%), with almost two thirds of respondents (62%) who "totally agree" with the statement, and a further 31% who "tend to agree".

Nine out of ten respondents (90%) agree '**it is important to establish animal welfare standards that are recognised across the world**': 55% "totally agree" and 35% "tend to agree".

A similar proportion of EU citizens (89%) agree the '**EU should do more to promote a greater awareness of animal welfare internationally**', with 51% who "totally agree" and a further 38% who "tend to agree" with this statement.

QB13 The EU is working with other countries to build a common understanding on internationally recognised animal welfare standards. To what extent do you agree or disagree with each of the following statements? (% - EU)



Base: all respondents (N= 27,672)

1. *Imported products from outside the EU should respect the same animal welfare standards as those applied in the EU*

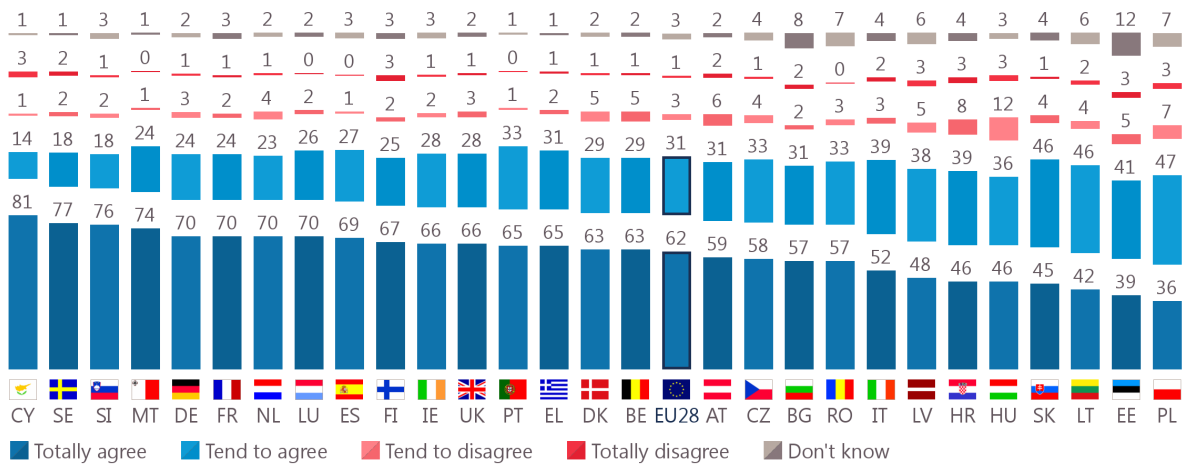
In all Member States, more than four out of five respondents agree that imported products from outside of the EU should respect the same welfare standards as those applied in the EU.

A high proportion of respondents in Cyprus (81%), Sweden (77%) and Slovenia (76%) “totally agree”. By comparison, just over a third of respondents in Poland (36%), Estonia (39%), Lithuania (42%) and Slovakia (45%) share this stronger point of view. Respondents in these countries are more likely to “tend to agree” with this statement; Poland (47%), Lithuania (46%) Slovakia (46%) and Estonia (41%).

More than one in ten respondents in Hungary (15%) disagreed with this view, similarly in Croatia (11%).

QB13.1 The EU is working with other countries to build a common understanding on internationally recognised animal welfare standards. To what extent do you agree or disagree with each of the following statements?

Imported products from outside the EU should respect the same animal welfare standards as those applied in the EU (%)



Base: all respondents (N= 27,672)

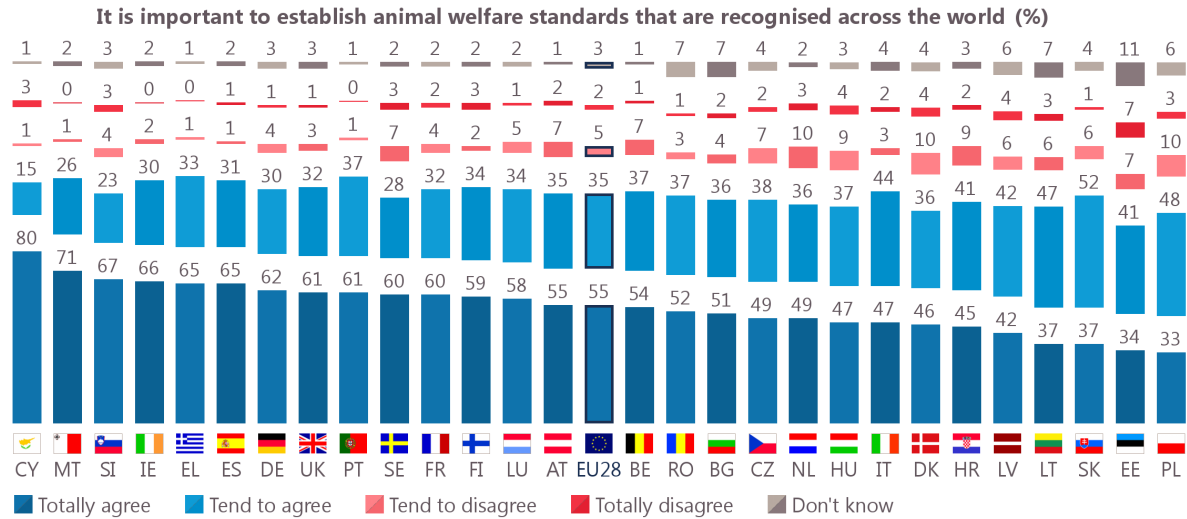
2. *It is important to establish animal welfare standards that are recognised across the world*

Across all Member States, the absolute majority of respondents agree it is important to establish animal welfare standards that are recognised across the world.

Respondents in Cyprus (80%), Malta (71%) and Slovenia (67%) hold stronger views, with larger proportions of respondents who “totally agree” with this statement. In four countries, the majority of respondents were more likely to “tend to agree” than “totally agree” that it is important to establish animal welfare standards; Slovakia (52%), Poland (48%), Lithuania (47%) and Estonia (41%).

There are six countries where more than one in ten respondents disagree with this view, with the highest proportions in disagreement being observed amongst respondents in Estonia (14%) and Denmark (14%).

QB13.2 The EU is working with other countries to build a common understanding on internationally recognised animal welfare standards. To what extent do you agree or disagree with each of the following statements?



Base: all respondents (N= 27,672)

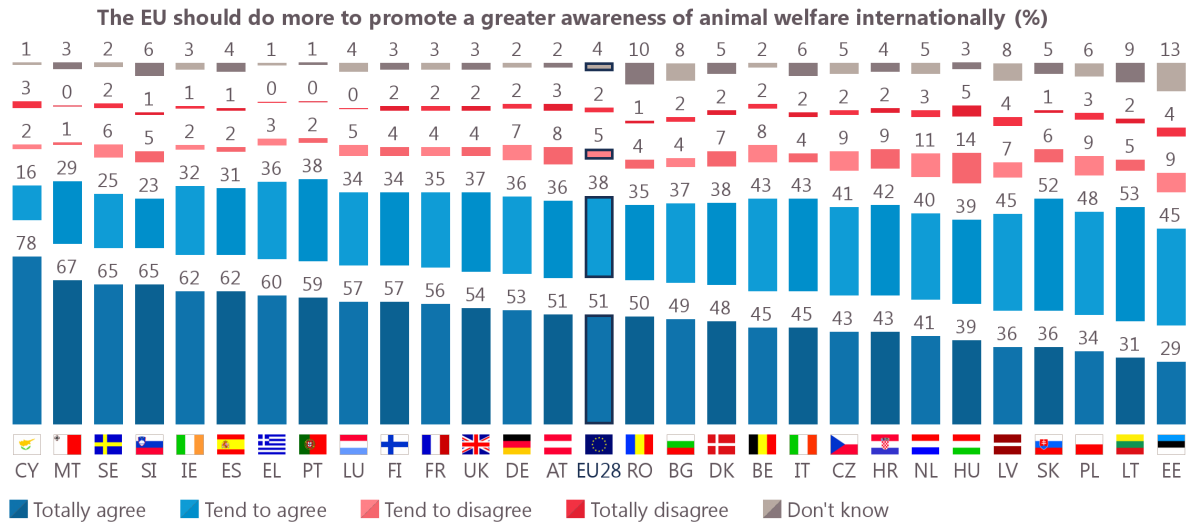
3. The EU should do more to promote a greater awareness of animal welfare internationally

Again, across all Member States, the absolute majority view is that the EU should do more to promote a greater awareness of animal welfare internationally with more than seven out of ten respondents in agreement everywhere. The highest proportion of respondents in agreement can be seen in Portugal (97%), Greece (96%) and Malta (96%) while Estonia (74%) and Hungary (78%) have the lower levels of agreement, although they remain quite high.

In 14 countries, the absolute majority, and in a further eight countries the relative majority of respondents “totally agree” the EU should do more to promote a greater awareness of animal welfare internationally. Countries with the highest proportions of respondents who “totally agree” include Cyprus (78%), Malta (67%) and Sweden (65%).

There are 8 countries where more than one in ten respondents disagree with this view, with the highest proportion of respondents in Hungary (19%) followed by the Netherlands (14%).

QB13.3 The EU is working with other countries to build a common understanding on internationally recognised animal welfare standards. To what extent do you agree or disagree with each of the following statements?



Base: all respondents (N= 27,672)

November - December 2015

At a **socio demographic level**, there are no significant differences across age, sex, occupation or urbanisation.

Generally, more than nine in ten Europeans who think the EU should do more for animal welfare awareness, or think there should be EU laws obliging people using animals for commercial purposes to care for them, are more likely to agree with each of the statements than those with the opposing view.

QB13 The EU is working with other countries to build a common understanding on internationally recognised animal welfare standards. To what extent do you agree or disagree with each of the following statements?

	Imported products from outside the EU should respect the same animal welfare standards as those applied in the EU (% - EU)		It is important to establish animal welfare standards that are recognised across the world (% - EU)		The EU should do more to promote a greater awareness of animal welfare internationally (% - EU)	
	Total 'Agree'	Total 'Disagree'	Total 'Agree'	Total 'Disagree'	Total 'Agree'	Total 'Disagree'
EU28	93	4	90	7	89	7
EU to do more for animal welfare awareness						
Total 'Agree'	97	2	96	3	100	
Total 'Disagree'	64	34	50	46		100
EU law if commercial use of animals						
Total 'Agree'	95	3	93	5	92	5
Total 'Disagree'	73	20	64	29	60	33

Base: all respondents (N= 27,672)

b. Respecting EU standards

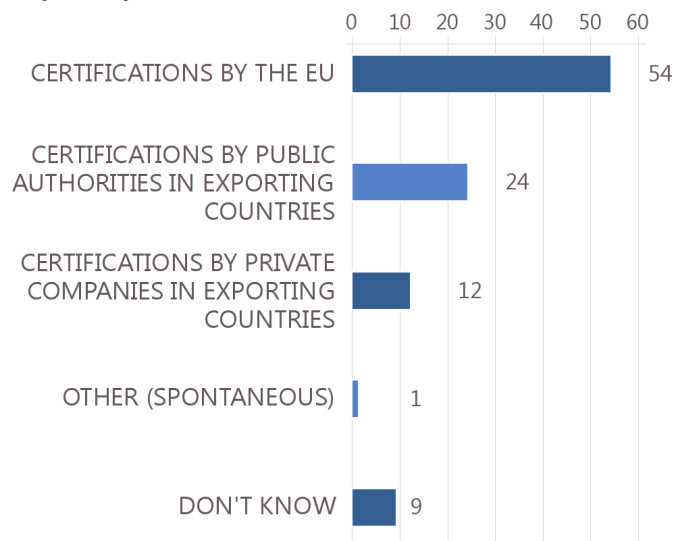
Best method of guaranteeing imported animal products respect EU animal welfare standards is via certifications provided by the EU.

Europeans were informed that currently, products derived from animals imported into the EU are not required to carry information about animal welfare. They were asked for their view in what they think would be the best method of guaranteeing that imported animal products respect EU standards.

The absolute majority of EU citizens (54%) hold the view that the best method is via certifications provided by the EU. Just under a quarter (24%) of respondents believe certifications should be provided by public authorities in exporting countries and more than one in ten believe (12%) certifications provided by private companies in exporting countries is the best method.

QB14 Currently, products derived from animals imported into the EU are not required to carry information about animal welfare. In your opinion, what would be the best method of guaranteeing that imported animal products respect EU standards?

(% - EU)



Base: all respondents (N= 27,672)

November - December 2015

A country level analysis shows that **certification by the EU** is the lead method mentioned across all Member States. In 16 countries, the absolute majority of respondents support this method. In the remaining 12 countries, the relative majority of EU citizens believe this to be the best method to guarantee imported products respect EU standards.






























Respondents in Spain (70%), Luxembourg (69%) and Finland (67%) are more likely to consider this as the best method of guaranteeing imported animal products respect EU standards than respondents in Poland (35%), Hungary (37%) and Bulgaria (39%). For these latter countries, whilst this is still the majority view, there is a reasonable proportion of respondents also supporting **certifications by public authorities in exporting countries**: Poland (25%), Hungary (33%), Bulgaria (32%).

In Sweden, whilst not the majority view, a reasonably high proportion of respondents (40%) also mentioned **certifications by public authorities in exporting countries** (compared to 44% of respondents supporting **certifications by the EU**).

In 27 Member States, less than one in five respondents mentioned **certifications by private companies in exporting countries**, with respondents in Spain (5%) mentioning this method the least and a higher proportion of respondents mentioning it in Poland (21%).

More than a quarter of respondents in Estonia (27%) are not sure how to answer this question, responding with “**don’t know**”. High proportions of respondents in Bulgaria (18%) and Poland (18%) also responded “don’t know”.

QB14 Currently, products derived from animals imported into the EU are not required to carry information about animal welfare. In your opinion, what would be the best method of guaranteeing that imported animal products respect EU standards? (%)

		Certifications by the EU	Certifications by public authorities in exporting countries	Certifications by private companies in exporting countries	Other (SPONTANEOUS)	Don't know
EU28		54	24	12	1	9
ES		70	13	5	2	10
LU		69	19	7	1	4
FI		67	20	7	1	5
MT		64	21	11	0	4
DK		63	22	8	1	6
SI		62	18	8	3	9
NL		61	23	10	2	4
IE		59	23	11	0	7
FR		59	20	14	0	7
BE		58	18	17	2	5
CY		58	31	7	3	1
DE		57	25	8	3	7
EL		57	30	8	2	3
PT		56	23	12	0	9
UK		56	25	10	1	8
LT		52	25	10	0	13
IT		49	25	16	1	9
SK		49	26	12	1	12
HR		47	27	13	2	11
LV		47	30	12	1	10
AT		46	30	16	2	6
EE		44	17	11	1	27
SE		44	40	9	2	5
CZ		41	34	18	0	7
RO		41	30	15	0	14
BG		39	32	10	1	18
HU		37	33	16	3	11
PL		35	25	21	1	18

Base: all respondents (N= 27,672)

A **socio demographic analysis** reveals minor differences between age, sex and occupation:

- Older respondents are less likely to think certifications by the EU would guarantee imported products respect EU standards (51% of respondents aged 55+ versus 56% of respondents aged 25-39, 40-54);
- Managers are more likely to have the view that certifications by the EU would guarantee imported animal products respect EU standards (59% of managers versus 50% of retired respondents).



The results from this question were analysed against answers from other questions.

- Respondents who think decisions in regulating animal welfare should be taken mainly at EU level⁸ (66%) are more likely to say that certifications by the EU would guarantee imported animal products respect EU standards, in comparison to respondents to think decisions should be taken at a national level (47%) or jointly (56%);
- Consumers who are ready pay for animal welfare-friendly products are also more likely to think certifications by the EU would guarantee the respect of EU standards (59%, versus 47%).

⁸ QB14. In your opinion, at what level should decisions be taken on the laws regulating the protection of farmed animals in (OUR COUNTRY)? ANSWERS: Mainly at an EU level; Mainly at a national level; At both levels jointly; Other (spontaneous); None (spontaneous); Don't know.

QB14 Currently, products derived from animals imported into the EU are not required to carry information about animal welfare. In your opinion, what would be the best method of guaranteeing that imported animal products respect EU standards?

(% - EU)

	Certifications by the EU	Certifications by public authorities in exporting countries	Certifications by private companies in exporting countries	Other (SPONTANEOUS)	Don't know
EU28	54	24	12	1	9
 Age					
15-24	55	23	12	2	8
25-39	56	23	13	1	7
40-54	56	25	11	1	7
55 +	51	24	11	2	12
 Socio-professional category					
Self-employed	54	28	12	1	5
Managers	59	23	11	1	6
Other white collars	53	26	13	2	6
Manual workers	56	23	12	1	8
House persons	54	21	12	1	12
Unemployed	51	25	14	1	9
Retired	50	24	11	2	13
Students	58	21	13	2	6
Decisions in regulating animal welfare should be taken					
At EU level	66	19	9	1	5
At national level	47	29	15	1	8
Jointly	56	24	12	1	7
Ready to pay for animal welfare-friendly products					
Total 'Yes'	59	24	11	1	5
No	47	23	14	2	14

Base: all respondents (N= 27,672)

3 Regulation

A further objective of this survey is to determine Europeans' views on regulating the respect of animal welfare: is a law required to ensure any person using animals for commercial purposes care for animals? Should such a regulation be handled by the EU alone, nationally or jointly between the EU and each nation? And finally, is animal welfare a matter for consumers only or all citizens?

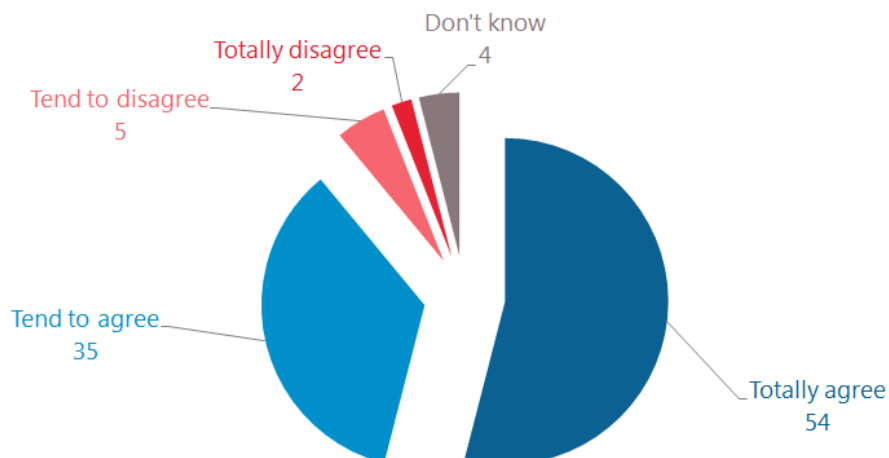
a. Regulation regarding animals used for commercial use

A strong majority of Europeans believe there should be a legal obligation in the EU to care for animals

Europeans were informed there is currently no legal obligation in the EU to care for animals used for commercial purposes. They were asked whether they agree or disagree that there should be an EU law obliging any person using animals for commercial purposes in the EU to care for them.

Overall, the absolute majority of EU citizens agree (89%) with this statement. More than half of respondents (54%) "totally agree" such a law should exist, and a further 35% "tend to agree". Less than one in ten (7%) disagree with this view.

QB5 There is currently no legal obligation in the EU to care for animals used for commercial purposes. To what extent do you agree or disagree that there should be an EU law obliging any person using animals for commercial purposes in the EU to care for them? (% - EU)



Base: all respondents (N= 27,672)

A country analysis shows high levels of agreement across all Member States, with more than three quarters of all respondents in each country in agreement with this statement.

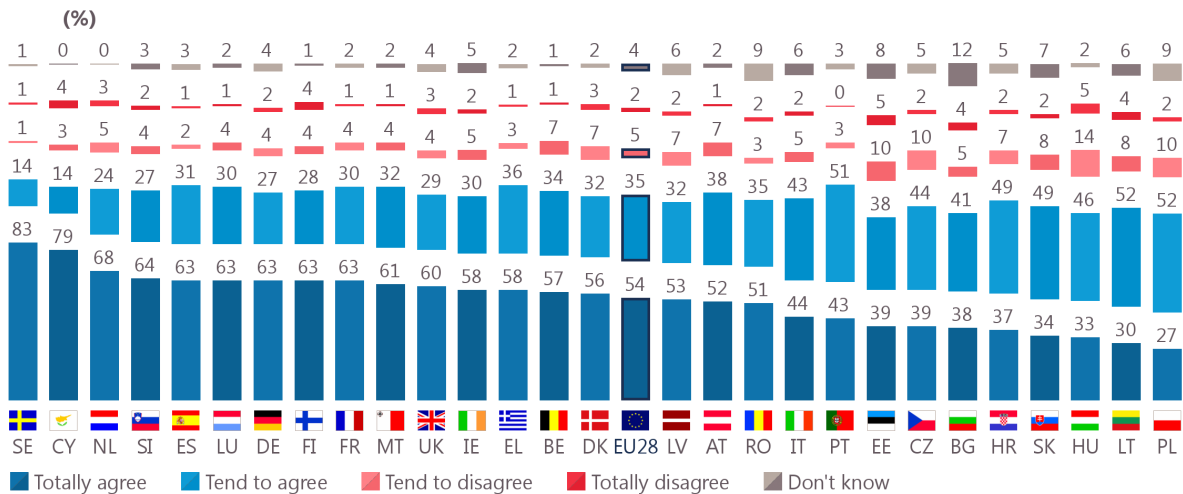
In 18 Member States, the absolute majority of respondents “totally agree” there should be an EU law obliging any person using animals for commercial purposes to care for them, with the highest proportions in Sweden (83%) and Cyprus (79%).

Respondents in Poland (27%) and Lithuania (30%) are less likely to “totally agree” with the absolute majority in these countries, opting for “tend to agree” (52% in both countries).

In the remaining 10 Member States, there are two countries where the relative majority “totally agree”; Estonia (39%) and Italy (44%), and eight countries where the respondents “tend to agree” with this issue as opposed to “totally agree”.

Finally, there are five countries where more than one in ten respondents disagree there should be an EU law obliging any person using animals for commercial purposes to care for them. The highest proportions of respondents who disagree are observed in Hungary (19%) and Estonia (15%).

QB5 There is currently no legal obligation in the EU to care for animals used for commercial purposes. To what extent do you agree or disagree that there should be an EU law obliging any person using animals for commercial purposes in the EU to care for them?



Base: all respondents (N= 27,672)

No significant differences can be observed at a **socio demographic level**. However:

- More than nine in ten respondents who think the EU should do more for animal welfare awareness “agree” there should be such an EU law (92%, versus 61% who don't think the EU should do more for animal welfare awareness);
- Similarly, those who think it is important to establish animal welfare standards worldly are more likely to agree there should be an EU law (92% versus 63%).

QB5 There is currently no legal obligation in the EU to care for animals used for commercial purposes. To what extent do you agree or disagree that there should be an EU law obliging any person using animals for commercial purposes in the EU to care for them?

(% - EU)

	Totally agree	Tend to agree	Tend to disagree	Totally disagree	Don't know	Total 'Agree'	Total 'Disagree'
EU28	54	35	5	2	4	89	7
Animal welfare standards worldly							
Total 'Agree'	57	35	4	1	3	92	5
Total 'Disagree'	27	36	22	9	6	63	31
EU to do more for animal welfare awareness							
Total 'Agree'	58	34	4	1	3	92	5
Total 'Disagree'	24	37	22	10	7	61	32

Base: all respondents (N= 27,672)

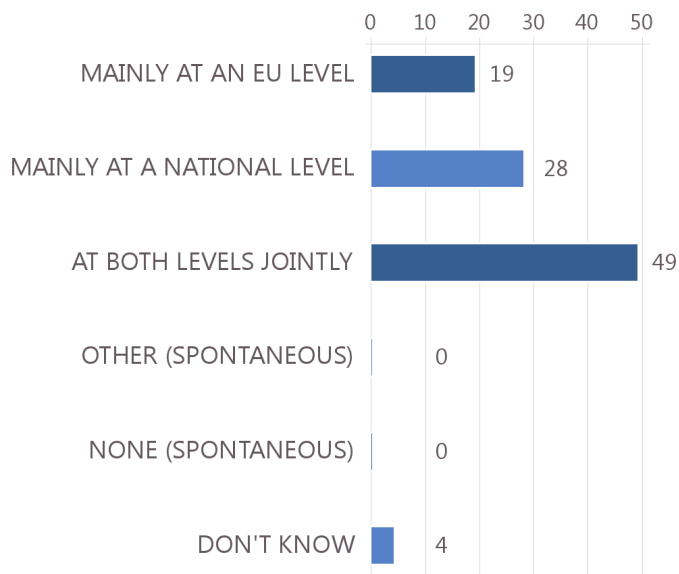
b. Level of regulation regarding the protection of farmed animals

Roughly half of EU citizens think laws should be decided jointly between the EU and at a national level

Europeans were asked for their opinion regarding the level decisions should be taken on laws regulating the protection of farmed animals in their own countries.

A relative majority (49%) of EU citizens believe that laws regulating the protection of farmed animals should be decided jointly between the EU and at a national level. Slightly less than three in ten respondents (28%) say it should be mainly at a national level and less than one in five (19%) consider it should be a decision made mainly by the EU.

QB4 In your opinion, at what level should decisions be taken on the laws regulating the protection of farmed animals in (OUR COUNTRY)?
(% - EU)



Base: all respondents (N= 27,672)

November - December 2015






























In 25 Member States, a majority of respondents believe that decisions on the laws regulating the protection of farmed animals should be taken at **both EU and National levels jointly**. In 13 countries, this view is shared by an absolute majority of respondents, with the highest proportions observed in Cyprus (66%), Slovenia (64%) and Malta (59%). In the remaining 12 countries, a relative majority think decisions should be taken jointly. Opinions are a little more divided however, with reasonable proportions also supporting decision making at a national level. For example, 43% of respondents in Lithuania support joint decision making, whilst 40% support national level decision making.

In Estonia, respondent opinion is divided equally between 'at a national level only' (44%) and 'at both levels jointly' (44%).

Respondents in Croatia are more likely to favour decision making at a **national level** (41%) rather than a joint effort (36%). In the Czech Republic, respondents are slightly more likely to favour decisions at a national level only (43%) in comparison to those who favour decisions at both national and EU levels jointly (42%). Whilst not the majority view in Finland, a high proportion of respondents (44%) also favour decision making this level, compared to 47% of respondents who favour joint decision-making. Respondents in Cyprus (11%) and Spain (16%) are least likely to believe such decision should be taken at a national level.

Finally, less than a third of respondents in all countries believe decisions should be taken **mainly at the EU level**. The highest proportion of respondents sharing this view can be observed in Spain (30%) and Belgium (28%), although in both cases, this is not the leading opinion. Respondents in Estonia (6%) and Finland (8%) are least likely to mention that decisions should be mainly at the EU level.

QB4 In your opinion, at what level should decisions be taken on the laws regulating the protection of farmed animals in (OUR COUNTRY)? (%)

		Mainly at an EU level	Mainly at a national level	At both levels jointly	Other (SPONTANEOUS)	None (SPONTANEOUS)	Don't know
EU28		19	28	49	0	0	4
BE		28	18	50	1	1	2
BG		12	31	48	0	1	8
CZ		12	43	42	0	1	2
DK		12	31	55	0	0	2
DE		22	22	52	0	1	3
EE		6	44	44	1	1	4
IE		12	31	54	0	0	3
EL		21	28	50	0	0	1
ES		30	16	50	0	0	4
FR		20	21	57	0	0	2
HR		17	41	36	1	2	3
IT		18	26	51	0	1	4
CY		19	11	66	1	2	1
LV		11	31	52	0	1	5
LT		11	40	43	0	1	5
LU		24	23	52	0	0	1
HU		10	36	48	1	3	2
MT		14	25	59	0	0	2
NL		17	25	57	0	0	1
AT		14	31	51	1	1	2
PL		15	35	37	0	2	11
PT		19	29	46	0	0	6
RO		16	34	43	1	0	6
SI		13	17	64	1	1	4
SK		15	33	48	0	1	3
FI		8	44	47	0	0	1
SE		10	32	58	0	0	0
UK		16	39	41	0	0	4

Highest percentage per country

Highest percentage per item

Lowest percentage per country


Lowest percentage per item

Base: all respondents (N= 27,672)

At a **socio demographic level**, women are slightly more likely than men to think decisions should be made at both levels jointly (51% of women versus 46% of men).

When comparing these results with those of other questions, it appears that respondents who think animal welfare standards should be established across the world are more likely to think decisions should be made at both levels jointly (51%, versus 33% of those who disagree). On the other hand, respondents who disagree, are more likely to say that decisions should be taken at the national level (42% versus 27% of those who agree).

QB4 In your opinion, at what level should decisions be taken on the laws regulating the protection of farmed animals in (OUR COUNTRY)?
(% - EU)

	Mainly at an EU level	Mainly at a national level	At both levels jointly	Other (SPONTANEOUS)	None (SPONTANEOUS)	Don't know
EU28	19	28	49	0	0	4
 Gender						
Man	21	29	46	0	1	3
Woman	17	26	51	0	1	5
Animal welfare standards worldly						
Total 'Agree'	19	27	51	0	0	3
Total 'Disagree'	14	42	33	0	4	7

Base: all respondents (N= 27,672)

c. The welfare of farmed animals: a matter for consumers only or all citizens?

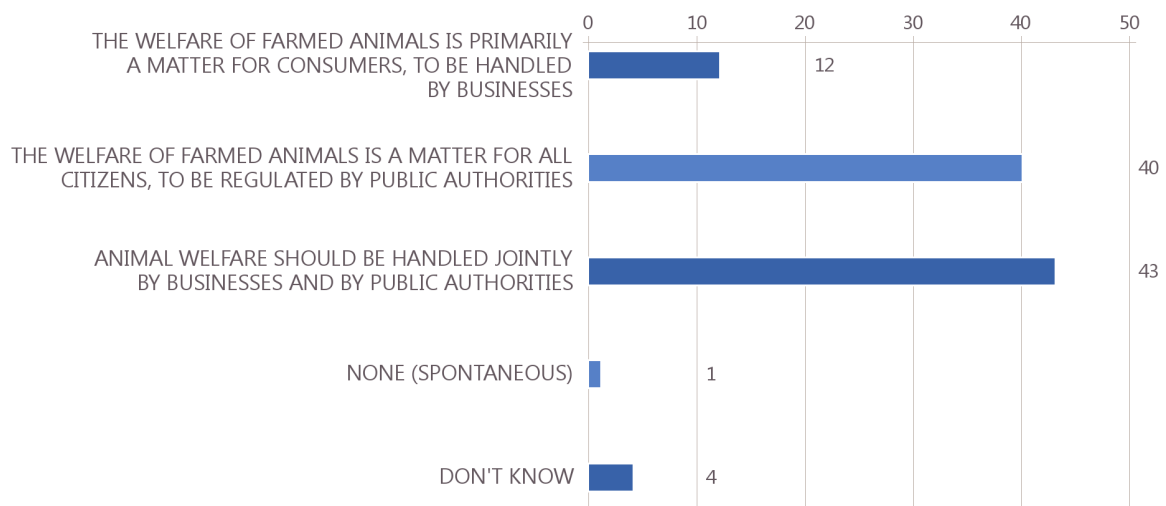
Overall, Europeans are divided on whether the welfare of farmed animals should be regulated by businesses or public authorities

Europeans were asked to consider how closely a couple of opinions matched their personal views; whether the welfare of farmed animals is a matter for consumers when buying a product, and thus handled by businesses or whether it is a matter for all citizens (this regulated by the public authorities).

The relative majority of European respondents think the welfare of farmed animals should be handled jointly between businesses *and* public authorities (43%). However, there is a high proportion of respondents who believe it is a matter for all citizens, and should be regulated by the public authorities (40%). The common theme is that the public authorities should be involved in some way.

Only a minority (12%) think that it is a matter for consumers and therefore to be handled by businesses.

QB6 Some people believe that the welfare of farmed animals is primarily a matter for consumers when buying a product and should thus be handled by businesses. Others believe it is a matter for all citizens, which should be regulated by the public authorities. Which of these is closest to your view?
(% - EU)



Base: all respondents (N= 27,672)

In 18 Member States, a majority of respondents believe that **'animal welfare should be handled jointly by businesses and by public authorities'**. In nine of these countries, the absolute majority of respondents support this view, led by respondents in Estonia (67%), the Netherlands (63%) and Slovenia (60%). It is least mentioned by respondents in Austria (28%).






























The leading view in the remaining 10 Member States is **'the welfare of farmed animals is a matter for all citizens, to be regulated by public authorities'**. In two of these countries, the absolute majority of respondents share this view, and in the remaining eight countries, the relative majority believe the welfare of farmed animals is a matter for all citizens, to be regulated by public authorities. The countries with the highest proportion of respondents in support for this statement are Germany (53%), Finland (51%) and Austria (50%). It is least mentioned by respondents in Estonia (17%).

The welfare of farmed animals is primarily a matter for consumers, to be handled by businesses' is not the leading view amongst respondents within any Member State. About one in five respondents from Croatia (20%), Austria (20%) and Romania (21%) mention this as their view. In ten countries, one in ten or less respondents mention this as their preferred view, with respondents in Sweden (3%) and Finland (6%) least likely to mention it.

November - December 2015

Report

QB6 Some people believe that the welfare of farmed animals is primarily a matter for consumers when buying a product and should thus be handled by businesses. Others believe it is a matter for all citizens, which should be regulated by the public authorities. Which of these is closest to your view? (%)

		The welfare of farmed animals is primarily a matter for consumers, to be handled by businesses	The welfare of farmed animals is a matter for all citizens, to be regulated by public authorities	Animal welfare should be handled jointly by businesses and by public authorities	None (SPONTANEOUS)	Don't know
EU28		12	40	43	1	4
BE		13	32	52	1	2
BG		11	39	38	2	10
CZ		13	32	53	1	1
DK		9	46	42	1	2
DE		8	53	36	1	2
EE		10	17	67	1	5
IE		13	49	32	1	5
EL		13	34	50	1	2
ES		11	33	50	1	5
FR		10	35	51	1	3
HR		20	39	35	2	4
IT		17	36	42	1	4
CY		10	31	56	3	0
LV		11	27	57	1	4
LT		14	40	41	1	4
LU		9	36	50	4	1
HU		18	38	39	3	2
MT		13	35	48	0	4
NL		10	26	63	0	1
AT		20	50	28	1	1
PL		15	42	33	1	9
PT		12	46	40	0	2
RO		21	35	38	0	6
SI		9	23	60	2	6
SK		15	37	44	0	4
FI		6	51	42	0	1
SE		3	39	58	0	0
UK		11	44	40	0	5

Highest percentage per country

Lowest percentage per country

Highest percentage per item

Lowest percentage per item

Base: all respondents (N= 27,672)

A **socio demographic analysis** reveals no significant differences across age, sex, occupation and urbanisation. However, when crossing this question against others, it appears that the following groups are more likely to think animal welfare should be handled jointly by public authorities and businesses:

- Respondents who think protecting animal welfare is important (44%, versus 34% who do not). For respondents who don't think animal welfare is important, a similar proportion think it should be regulated by public authorities or that it should be handled jointly (35% and 34% respectively).
- Respondents who think decisions regulating animal welfare should be taken jointly by the EU and at a national level. (52%, versus 37% who believe decisions should be taken at a national level and 33% who think decisions should be taken mainly at the EU level).

QB6 Some people believe that the welfare of farmed animals is primarily a matter for consumers when buying a product and should thus be handled by businesses. Others believe it is a matter for all citizens, which should be regulated by the public authorities. Which of these is closest to your view?

(% - EU)

	The welfare of farmed animals is primarily a matter for consumers, to be handled by businesses	The welfare of farmed animals is a matter for all citizens, to be regulated by public authorities	Animal welfare should be handled jointly by businesses and by public authorities	None (SPONTANEOUS)	Don't know
EU28	12	40	43	1	4
Protect animal welfare is					
Total 'Important'	12	41	44	0	3
Total 'Not important'	18	35	34	5	8
Decisions in regulating animal welfare should be taken					
At EU level	18	46	33	1	2
At national level	14	46	37	1	2
Jointly	9	36	52	1	2

Base: all respondents (N= 27,672)

III. ANIMAL WELFARE FRIENDLY PRODUCTS

Finally, the last section of the survey aimed to understand European views on availability and recognition of products sourced from animal welfare-friendly production systems. Would respondents be prepared to pay more for these products? Do they look for animal welfare-friendly labels when purchasing products? And is there sufficient choice of animal welfare-friendly products in shops and supermarkets currently?

1 Willingness to pay a premium for animal welfare friendly products

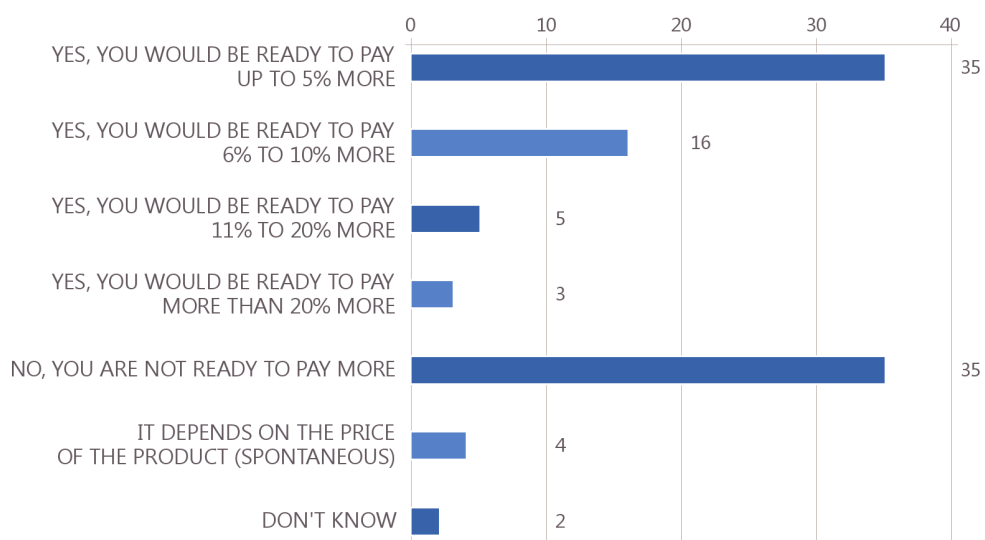
A majority of Europeans are willing to pay more for animal welfare-friendly products

Europeans were asked whether they would be willing to pay more for products sourced from animal welfare-friendly production systems and if so, to what extent.

Overall, 59% of EU citizens mentioned they would be prepared to pay more. More specifically, more than a third (35%) are prepared to pay up to 5% more and more than one in ten (16%) are prepared to pay 6% to 10% more for products sourced from animal welfare-friendly production systems. Very small percentages of Europeans are ready to pay 11%-20% more (5%) or more than 20% (3% of respondents).

However, more than a third of EU citizens (35%) are not ready to pay more and a small percentage mentioned spontaneously (4%) that it depended on the price of the product.

QB7 Would you be willing to pay more for products sourced from animal welfare-friendly production systems? (% - EU)



Base: all respondents (N= 27,672)

November - December 2015

A country analysis shows that the absolute majority of respondents in 17 countries and the relative majority in one country are ready to pay more for products sourced from animal welfare-friendly production systems.






























Respondents in Sweden (93%), Luxembourg (86%) and the Netherlands (85%) are more likely to be ready to pay more for products.

The relative majority of the respondents in most of these countries are ready to pay up to 5% more for these products. The highest proportions of respondents ready to pay up to 5% more for these products can be found in Cyprus (50%), the United Kingdom (47%) and Malta (47%).

Sweden, however is the exception. In Sweden, one third of respondents (33%) are willing to pay 6-10% more, versus 22% of respondents who are willing to pay 5% more and 21% of respondents who are ready to pay 11-20% more for their products sourced from animal welfare-friendly production systems.

On the other hand, the absolute majority in seven countries, and the relative majority of respondents in a further three countries, are not ready to pay more for animal welfare-friendly products. The highest proportions of respondents not willing to pay more can be observed in Portugal (70%), Lithuania (61%) and Bulgaria (60%).

QB7 Would you be willing to pay more for products sourced from animal welfare-friendly production systems? (%)

		Yes, you would be ready to pay up to 5% more	Yes, you would be ready to pay 6% to 10% more	Yes, you would be ready to pay 11% to 20% more	Yes, you would be ready to pay more than 20% more	No, you are not ready to pay more	It depends on the price of the product (SPONTANEOUS)	Don't know	Total 'Yes'
EU28		35	16	5	3	35	4	2	59
SE		22	33	21	17	5	1	1	93
LU		40	30	8	8	10	2	2	86
NL		35	31	11	8	12	2	1	85
DK		34	31	10	7	15	2	1	82
FI		45	25	6	4	18	1	1	80
DE		33	27	10	5	15	8	2	75
UK		47	16	6	3	23	4	1	72
FR		40	20	5	3	29	1	2	68
CY		50	11	1	2	32	2	2	64
AT		36	21	4	3	30	5	1	64
BE		40	17	4	2	32	4	1	63
MT		47	12	1	3	33	2	2	63
IE		43	9	3	2	39	2	2	57
EE		37	14	4	1	37	5	2	56
SI		30	16	6	4	38	5	1	56
ES		37	9	2	3	43	4	2	51
LV		39	9	2	1	45	2	2	51
HR		34	12	2	1	42	7	2	49
CZ		30	12	3	2	48	3	2	47
EL		33	9	1	1	50	5	1	44
IT		30	10	2	1	49	5	3	43
SK		31	8	1	1	56	2	1	41
HU		29	8	2	1	57	2	1	40
RO		31	7	1	1	55	3	2	40
LT		33	3	0	1	61	1	1	37
PL		27	6	2	1	56	3	5	36
BG		23	3	1	1	60	8	4	28
PT		18	4	0	0	70	7	1	22




Base: all respondents (N= 27,672)

A **socio demographic analysis** reveals that:

- Younger respondents are more willing to pay more for products sourced from animal welfare-friendly production systems than older people (65% of respondents aged 15-24 years versus 55% of respondents aged 55+).
- Respondents who finished their education aged 20+ are more likely to be willing to pay more for animal welfare-friendly products than respondents who finished their schooling aged 16-19. (70%, versus 56% who finished aged 16-19)
- A higher proportion of managers (73%), self-employed (63%) and other white collar workers (63%) are ready to pay more, compared to house persons (48%) and unemployed respondents (50%).
- Unsurprisingly, respondents who consider protecting animal welfare to be “important” (60%) are twice as likely to be ready to pay more than those who do not think animal welfare is important (30%).
- Additionally, citizens in agreement that the EU needs to do more for animal welfare awareness internationally (61%) are also more likely to be ready to pay more than those who disagree (42%).

QB7 Would you be willing to pay more for products sourced from animal welfare-friendly production systems?

(% - EU)

	Yes, you would be ready to pay up to 5% more	Yes, you would be ready to pay 6% to 10% more	Yes, you would be ready to pay 11% to 20% more	Yes, you would be ready to pay more than 20% more	No, you are not ready to pay more	It depends on the price of the product (SPONTANEOUS)	Don't know	Total 'Yes'
EU28	35	16	5	3	35	4	2	59
 Age								
15-24	37	19	6	3	29	4	2	65
25-39	35	17	5	3	34	4	2	60
40-54	36	16	5	4	33	4	2	61
55 +	33	15	4	3	39	4	2	55
 Education (End of)								
15-	30	11	3	2	48	4	2	46
16-19	36	14	4	2	38	4	2	56
20+	36	21	8	5	25	3	2	70
Still studying	35	22	8	4	23	5	3	69
 Socio-professional category								
Self-employed	32	17	8	6	31	4	2	63
Managers	36	22	9	6	22	3	2	73
Other white collars	38	17	5	3	31	4	2	63
Manual workers	36	15	3	2	37	4	3	56
House persons	32	10	3	3	45	5	2	48
Unemployed	35	10	2	3	45	4	1	50
Retired	33	15	4	2	40	4	2	54
Students	35	22	8	4	23	5	3	69
Protect animal welfare is								
Total 'Important'	36	16	5	3	34	4	2	60
Total 'Not important'	20	7	2	1	64	4	2	30
EU to do more for animal welfare awareness								
Total 'Agree'	36	17	5	3	33	4	2	61
Total 'Disagree'	22	13	4	3	51	4	3	42

Base: all respondents (N= 27,672)

2 Interest in identifying labels for animal welfare friendly products

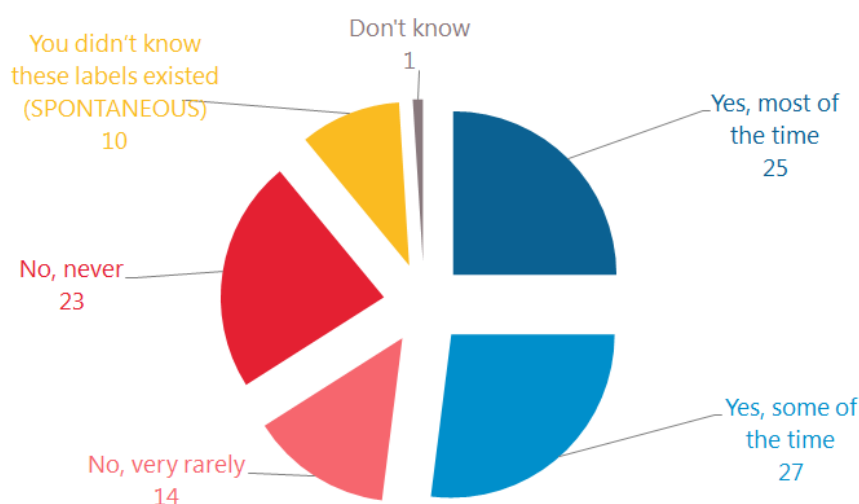
Most Europeans look for the identifying labels when buying animal welfare-friendly products

Respondents were explained that products sourced from animal welfare-friendly production systems may carry an identifying label. They were asked whether they look for these labels when buying these products, and how frequently.

More than half of EU citizens (52%) look for these identifying labels when buying products. More than a quarter of respondents (27%) look for the labels “some of the time”, whilst a further 25% look “most of the time”.

By contrast, 37% of respondents never or very rarely look for the identifying labels (23% “never”, 14% “very rarely”) and one in ten Europeans (10%) didn’t know these labels even existed.

QB9 Products sourced from animal welfare-friendly production systems may carry an identifying label. Do you look for these labels when buying such products?
(% - EU)



Base: all respondents (N= 27,672)

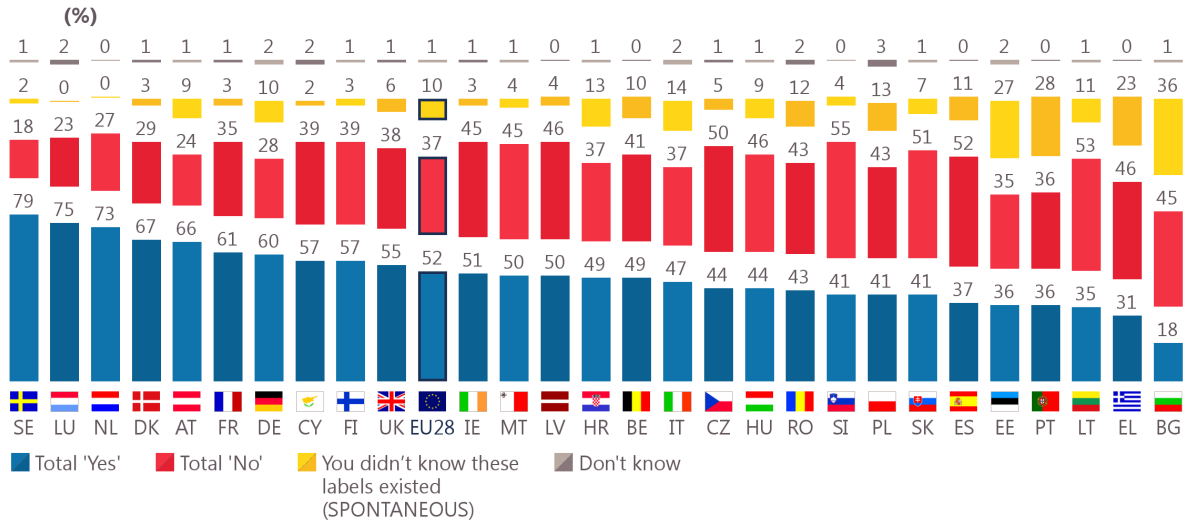
At a country level, there are mixed results. In 11 Member States, the absolute majority of respondents look for the identifying label when buying from animal welfare-friendly products. In a further six countries, the relative majority of respondents look for such label.

Countries with the highest proportion of respondents looking for such animal welfare-friendly identifying label include Sweden (79%), Luxembourg (75%) and the Netherlands (73%). In these countries, a high proportion of respondents even look for the label “most of the time”: Sweden (52%), the Netherlands (43%) and Luxembourg (41%).

Out of the remaining 11 Member States, the majority of respondents do not look for identifying labels. The absolute majority of respondents in Slovenia (55%), Lithuania (53%), Spain (52%) and Slovakia (51%) do not look for the identifying labels.

More than a quarter of respondents in Bulgaria (36%), Portugal (28%) and Estonia (27%) spontaneously mention they didn’t know these labels existed.

QB9 Products sourced from animal welfare-friendly production systems may carry an identifying label. Do you look for these labels when buying such products?








Base: all respondents (N= 27,672)

A **socio demographic analysis** shows that the following groups are more like to look for such identifying labels:

- Women (54%, versus 48% of men);
- Respondents aged 40-54 years (56%, compared to 46% of the younger respondents aged 15-24 and to 50% of older respondents aged 55+;
- Respondents who finished their studies aged 20 or older (62%, compared to 51% of those who finished their schooling aged 16-19 or 38% of those aged 15 or under;
- The unemployed (45%) and house persons (47%) are less likely to look for the labels, compared to managers (63%) or the self-employed (59%);
- Unsurprisingly, EU citizens who almost never have difficulties paying their bills (56%) are more likely to look for the labels than those who have difficulty most of the time (39%);
- Naturally, Europeans who think animal welfare protection is important are also more likely look for the labels than those that don't think it is important (53% versus 27%);
- And of course respondents who are ready to pay more for animal welfare-friendly products are also more likely to look for the labels (64% ready to pay more versus 33% of respondents who are not).

QB9 Products sourced from animal welfare-friendly production systems may carry an identifying label. Do you look for these labels when buying such products?

(% - EU)

	Yes, most of the time	Yes, some of the time	No, very rarely	No, never	You didn't know these labels existed (SPONTANEOUS)	Don't know	Total 'Yes'	Total 'No'
EU28	25	27	14	23	10	1	52	37
 Gender								
Man	21	27	16	25	10	1	48	41
Woman	28	26	13	21	10	2	54	34
 Age								
15-24	18	28	17	27	9	1	46	44
25-39	23	29	16	22	9	1	52	38
40-54	28	28	14	21	8	1	56	35
55 +	26	24	13	25	11	1	50	38
 Education (End of)								
15-	18	20	14	32	14	2	38	46
16-19	24	27	15	24	9	1	51	39
20+	32	30	14	16	7	1	62	30
Still studying	21	27	18	25	8	1	48	43
 Socio-professional category								
Self-employed	31	28	12	19	9	1	59	31
Managers	33	30	13	16	6	2	63	29
Other white collars	24	32	16	18	9	1	56	34
Manual workers	22	27	14	25	10	2	49	39
House persons	23	24	14	27	11	1	47	41
Unemployed	18	27	15	29	10	1	45	44
Retired	25	23	14	25	11	2	48	39
Students	21	27	18	25	8	1	48	43
 Difficulties paying bills								
Most of the time	20	19	12	34	14	1	39	46
From time to time	19	28	15	24	12	2	47	39
Almost never/ Never	28	28	14	21	8	1	56	35
Protect animal welfare is								
Total 'Important'	26	27	14	23	9	1	53	37
Total 'Not important'	8	19	20	39	12	2	27	59
Ready to pay for animal welfare-friendly products								
Total 'Yes'	33	31	14	16	5	1	64	30
No	12	21	16	36	14	1	33	52

Base: all respondents (N= 27,672)

3 Current choice of animal welfare friendly products in shops

Close to half of Europeans don't believe there is sufficient choice of animal welfare-friendly food products

Europeans were asked whether they think there is currently a sufficient choice of animal welfare friendly food products in shops and supermarkets. This question was also asked in the 2006 Special Eurobarometer survey and results have been compared.

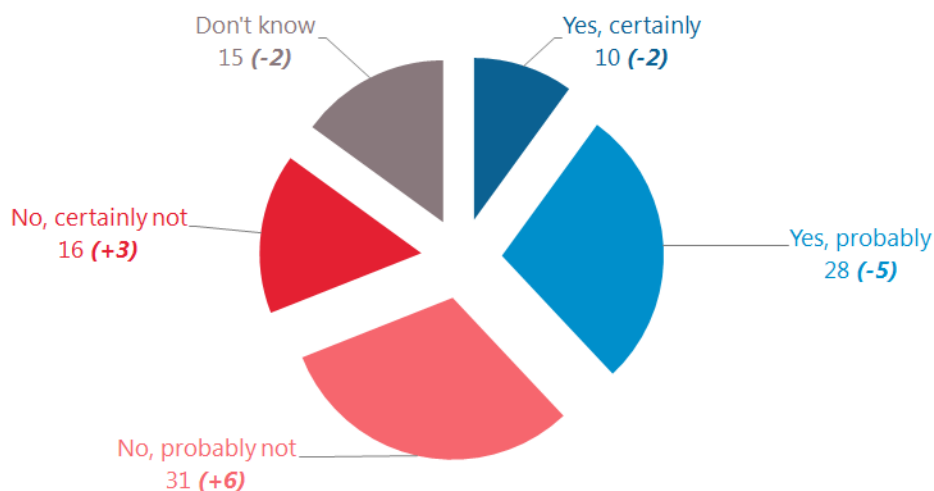
There has been a slight shift in opinion since the 2006 survey.

A relative majority of Europeans (47%, +9 percentage points) do not believe there is currently a sufficient choice of animal welfare friendly food products in shops and supermarkets. This has increased by nine percentage points since the last survey.

Slightly less than one third of respondents (31%, +6 pp) think there is "probably" not a sufficient choice, whilst 16% (+3 pp) believe there is "certainly" not enough choice.

Conversely, 38% (-7 pp) of EU citizens are satisfied with the choice available of animal welfare-friendly food products (28% "probably", -5 pp and 10% certainly, -2 pp). This is a decline since 2006.

QB10 Do you think there is currently a sufficient choice of animal welfare friendly food products in shops and supermarkets?
(% - EU)



(December 2015 - September 2006)

Base: all respondents (N= 27,672)

An analysis at country level reveals quite different opinions across the Member States of the EU, with 10 countries agreeing there is currently sufficient choice, and 15 countries who have the opposing view. Two countries are equally divided in their opinions, whilst the relative majority of respondents in one country “don’t know”.

The absolute majority view by three Member States is that there is a sufficient choice of animal welfare-friendly food products: Cyprus (58%, +4 pp), the Netherlands (55%, -10 pp) and Italy (54%, no evolution). A relative majority of respondents hold the same view in a further seven Member States.

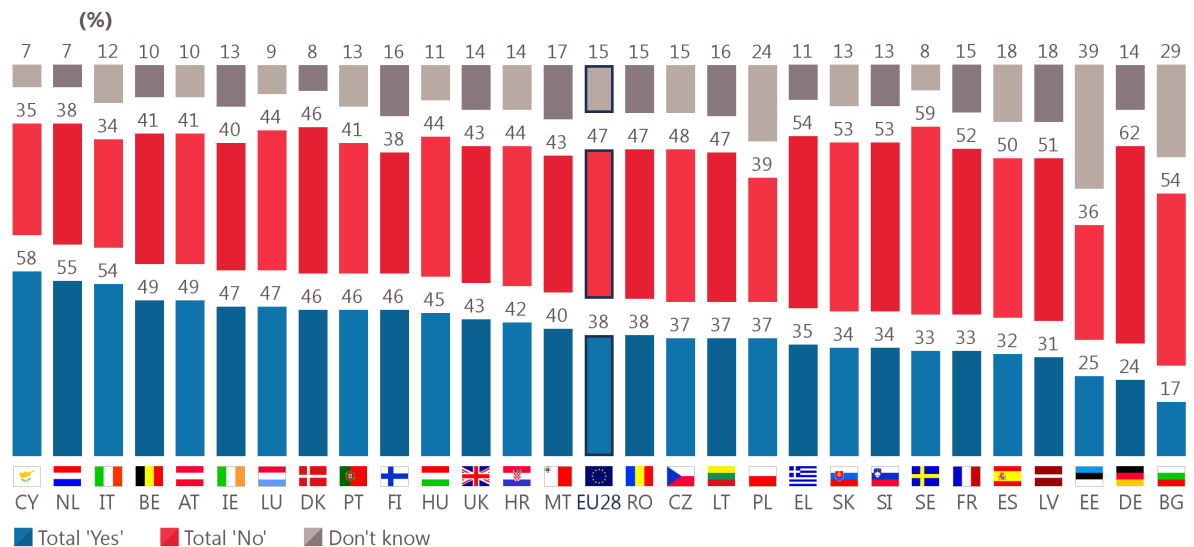
In eight countries, the absolute majority of respondents disagree there is sufficient choice of animal welfare-friendly food products available. In a further seven countries, the relative majority have the same opposing view. The highest proportion of respondents who do not think there is sufficient choice available are in Germany (62%), followed by Sweden (59%), Bulgaria (54%) and Greece (54%).

In Estonia (39%), the relative majority of respondents “don’t know” if there is sufficient choice of products currently available, versus 36% of respondents who don’t think there is enough choice available compared to 25% of respondents who do. Other countries with higher proportions of respondents who “don’t know” include Bulgaria (29%) and Poland (24%). In 20 other countries, one in ten or more respondents “don’t know” if there is sufficient choice or not.

In the United Kingdom and Denmark, opinions are equally divided between those who think there is sufficient choice and those that do not. In both cases, there has been a decline in the positive viewpoint since the last survey.

There are 11 countries with a 10 or more percentage point decline since the last survey in 2006. The countries with the largest declines in the proportion of respondents who think there is sufficient choice include Slovenia (34%, -22 pp), France (33%, -20 pp), Finland (46%, -19 pp) and Belgium (49%, -19 pp).

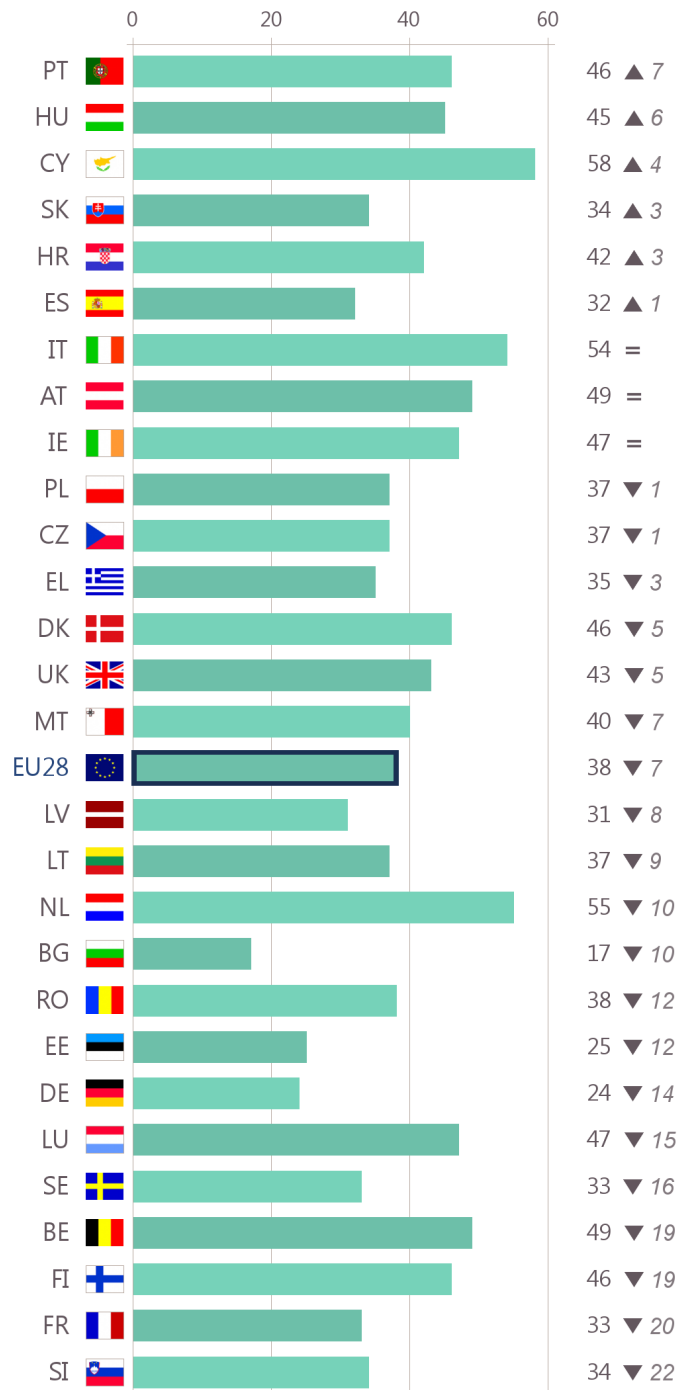
QB10 Do you think there is currently a sufficient choice of animal welfare friendly food products in shops and supermarkets?



Base: all respondents (N= 27,672)

QB10 Do you think there is currently a sufficient choice of animal welfare friendly food products in shops and supermarkets?
 (% - TOTAL 'YES')

Dec. 2015
 Sept. 2006



Base: all respondents (N= 27,672)

A **socio demographic analysis** reveals no significant differences at an age, sex, occupation or urbanisation level. However, it should be noted that respondents who are ready to pay more for animal welfare-friendly products are more likely to think there is currently not a sufficient choice of animal welfare-friendly products (54%, compared to 38% of those who are not ready to pay more).

QB10 Do you think there is currently a sufficient choice of animal welfare friendly food products in shops and supermarkets?
(% - EU)

	Yes, certainly	Yes, probably	No, probably not	No, certainly not	Don't know	Total 'Yes'	Total 'No'
EU28	10	28	31	16	15	38	47
Ready to pay for animal welfare-friendly products							
Total 'Yes'	9	27	36	18	10	36	54
No	12	30	24	14	20	42	38

Base: all respondents (N= 27,672)

CONCLUSION

The main findings of this Special Eurobarometer survey illustrate, with high levels of agreement, that **animal welfare is a very important issue for Europeans**.

Europeans are relatively divided on what they **understand animal welfare to mean**, with roughly the same proportion of respondents answering 'the duty to respect all animals' and 'the way farmed animals are treated, providing them with a better quality life.'

Almost all Europeans consider the welfare of farmed animals to be important and that their welfare **should be better protected than it is now**. A similar view is held about companion animals, but lower proportions of Europeans think they should be better protected than they are now. It is possible Europeans could be of the view that companion animals already have adequate levels of protection.

Overall, there is a greater interest in receiving more information across most countries since the last survey in 2006. Generally, it is the younger generation (including people still studying) who are more likely to be interested in receiving more information. Such receptiveness for more information from young people is positive, given there is strong support amongst Europeans for an **information campaign** to influence the attitudes of children and younger people towards animal welfare.

In terms of legislation, most Europeans strongly believe there **should be an EU law** requiring any person using animals for commercial purposes to care for them. They think this law should be decided jointly between the EU and the Member States, and not by the EU alone.

A joint approach is also favoured in terms of **regulating animal welfare standards**. Most Europeans think businesses and public authorities should handle regulation jointly. A high proportion of EU citizens also favour public authorities handling the regulation alone. In any case, the public authorities should be involved at some level.

Europeans have strong views about **international animal welfare standards**, with large proportions agreeing imported products from outside the EU should respect the same animal welfare standards as those applied in the EU. They also widely think it is important to establish standards that are recognised across the world and that the EU should do more to promote a greater awareness of animal welfare internationally.

Europeans recognise a price premium is justified for animal welfare-friendly products, considering the level of investment required to implement new standards and legislation. The majority of Europeans are prepared to **pay more for products** sourced from animal welfare-friendly production systems.

Since the last survey, there has been a shift in opinion, with most Europeans now considering there is **not a sufficient choice of animal welfare-friendly** products available in shops and supermarkets. Also, just over a half of Europeans look for **identifying animal welfare-friendly labels** on such products.

TECHNICAL SPECIFICATIONS

Between the 28th November and the 7th December 2015, TNS opinion & social, a consortium created between TNS political & social, TNS UK and TNS opinion, carried out the wave 84.4 of the EUROBAROMETER survey, on request of the EUROPEAN COMMISSION, Directorate-General for Communication, “Strategy, Corporate Communication Actions and Eurobarometer” Unit.

The wave 84.4 includes the SPECIAL EUROBAROMETER 442 and covers the population of the respective nationalities of the European Union Member States, resident in each of the 28 Member States and aged 15 years and over.

	COUNTRIES	INSTITUTES	N° INTERVIEWS	DATES FIELDWORK		POPULATION 15+	PROPORTION EU28
BE	Belgium	TNS Dimarso	1.016	28/11/15	07/12/15	9.263.570	2,18%
BG	Bulgaria	TNS BBSS	1.025	28/11/15	07/12/15	6.294.563	1,48%
CZ	Czech Rep.	TNS Aisa	1.045	28/11/15	07/12/15	8.955.829	2,11%
DK	Denmark	TNS Gallup DK	1.012	28/11/15	07/12/15	4.625.032	1,09%
DE	Germany	TNS Infratest	1.527	28/11/15	07/12/15	71.283.580	16,79%
EE	Estonia	TNS Emor	1.023	28/11/15	07/12/15	1.113.355	0,26%
IE	Ireland	Behaviour & Attitudes	1.000	28/11/15	07/12/15	3.586.829	0,84%
EL	Greece	TNS ICAP	1.005	28/11/15	07/12/15	8.791.499	2,07%
ES	Spain	TNS Spain	1.006	28/11/15	07/12/15	39.506.853	9,31%
FR	France	TNS Sofres	1.038	28/11/15	07/12/15	51.668.700	12,17%
HR	Croatia	HENDAL	1.008	28/11/15	07/12/15	3.625.601	0,85%
IT	Italy	TNS Italia	967	28/11/15	07/12/15	51.336.889	12,09%
CY	Rep. Of Cyprus	CYMAR	501	28/11/15	07/12/15	724.084	0,17%
LV	Latvia	TNS Latvia	1.008	28/11/15	07/12/15	1.731.509	0,41%
LT	Lithuania	TNS LT	1.001	28/11/15	07/12/15	2.535.329	0,60%
LU	Luxembourg	TNS ILReS	502	28/11/15	07/12/15	445.806	0,11%
HU	Hungary	TNS Hoffmann	1.028	28/11/15	07/12/15	8.477.933	2,00%
MT	Malta	MISCO	500	28/11/15	07/12/15	360.045	0,08%
NL	Netherlands	TNS NIPO	1.042	28/11/15	07/12/15	13.901.653	3,27%
AT	Austria	ipr Umfrageforschung	1.001	28/11/15	07/12/15	7.232.497	1,70%
PL	Poland	TNS Polska	1.006	28/11/15	07/12/15	32.736.685	7,71%
PT	Portugal	TNS Portugal	1.022	28/11/15	07/12/15	8.512.269	2,01%
RO	Romania	TNS CSOP	1.002	28/11/15	07/12/15	16.880.465	3,98%
SI	Slovenia	RM PLUS	1.003	28/11/15	07/12/15	1.760.726	0,41%
SK	Slovakia	TNS Slovakia	1.036	28/11/15	07/12/15	4.580.260	1,08%
FI	Finland	TNS Gallup Oy	999	28/11/15	07/12/15	4.511.446	1,06%
SE	Sweden	TNS Sifo	1.028	28/11/15	07/12/15	7.944.034	1,87%
UK	United Kingdom	TNS UK	1.321	28/11/15	07/12/15	52.104.731	12,27%
TOTAL EU28			27.672	28/11/15	07/12/15	424.491.772	100%*

* It should be noted that the total percentage shown in this table may exceed 100% due to rounding

The basic sample design applied in all states is a multi-stage, random (probability) one. In each country, a number of sampling points was drawn with probability proportional to population size (for a total coverage of the country) and to population density.

In order to do so, the sampling points were drawn systematically from each of the "administrative regional units", after stratification by individual unit and type of area. They thus represent the whole territory of the countries surveyed according to the EUROSTAT NUTS II¹ (or equivalent) and according to the distribution of the resident population of the respective nationalities in terms of metropolitan, urban and rural areas.

In each of the selected sampling points, a starting address was drawn, at random. Further addresses (every Nth address) were selected by standard "random route" procedures, from the initial address. In each household, the respondent was drawn, at random (following the "closest birthday rule"). All interviews were conducted face-to-face in people's homes and in the appropriate national language. As far as the data capture is concerned, CAPI (*Computer Assisted Personal Interview*) was used in those countries where this technique was available.

For each country a comparison between the sample and the universe was carried out. The Universe description was derived from Eurostat population data or from national statistics offices. For all countries surveyed, a national weighting procedure, using marginal and intercellular weighting, was carried out based on this Universe description. In all countries, gender, age, region and size of locality were introduced in the iteration procedure. For international weighting (i.e. EU averages), TNS opinion & social applies the official population figures as provided by EUROSTAT or national statistic offices. The total population figures for input in this post-weighting procedure are listed here.

Readers are reminded that survey results are estimations, the accuracy of which, everything being equal, rests upon the sample size and upon the observed percentage. With samples of about 1,000 interviews, the real percentages vary within the following confidence limits:

Statistical Margins due to the sampling process

(at the 95% level of confidence)

various sample sizes are in rows

various observed results are in columns

	5%	10%	15%	20%	25%	30%	35%	40%	45%	50%	
	95%	90%	85%	80%	75%	70%	65%	60%	55%	50%	
N=50	6,0	8,3	9,9	11,1	12,0	12,7	13,2	13,6	13,8	13,9	N=50
N=500	1,9	2,6	3,1	3,5	3,8	4,0	4,2	4,3	4,4	4,4	N=500
N=1000	1,4	1,9	2,2	2,5	2,7	2,8	3,0	3,0	3,1	3,1	N=1000
N=1500	1,1	1,5	1,8	2,0	2,2	2,3	2,4	2,5	2,5	2,5	N=1500
N=2000	1,0	1,3	1,6	1,8	1,9	2,0	2,1	2,1	2,2	2,2	N=2000
N=3000	0,8	1,1	1,3	1,4	1,5	1,6	1,7	1,8	1,8	1,8	N=3000
N=4000	0,7	0,9	1,1	1,2	1,3	1,4	1,5	1,5	1,5	1,5	N=4000
N=5000	0,6	0,8	1,0	1,1	1,2	1,3	1,3	1,4	1,4	1,4	N=5000
N=6000	0,6	0,8	0,9	1,0	1,1	1,2	1,2	1,2	1,3	1,3	N=6000
N=7000	0,5	0,7	0,8	0,9	1,0	1,1	1,1	1,1	1,2	1,2	N=7000
N=7500	0,5	0,7	0,8	0,9	1,0	1,0	1,1	1,1	1,1	1,1	N=7500
N=8000	0,5	0,7	0,8	0,9	0,9	1,0	1,0	1,1	1,1	1,1	N=8000
N=9000	0,5	0,6	0,7	0,8	0,9	0,9	1,0	1,0	1,0	1,0	N=9000
N=10000	0,4	0,6	0,7	0,8	0,8	0,9	0,9	1,0	1,0	1,0	N=10000
N=11000	0,4	0,6	0,7	0,7	0,8	0,9	0,9	0,9	0,9	0,9	N=11000
N=12000	0,4	0,5	0,6	0,7	0,8	0,8	0,9	0,9	0,9	0,9	N=12000
N=13000	0,4	0,5	0,6	0,7	0,7	0,8	0,8	0,8	0,9	0,9	N=13000
N=14000	0,4	0,5	0,6	0,7	0,7	0,8	0,8	0,8	0,8	0,8	N=14000
N=15000	0,3	0,5	0,6	0,6	0,7	0,7	0,8	0,8	0,8	0,8	N=15000
	5%	10%	15%	20%	25%	30%	35%	40%	45%	50%	
	95%	90%	85%	80%	75%	70%	65%	60%	55%	50%	

¹ Figures updated in August 2015

QUESTIONNAIRE**QB1 Which of the following statements best describe your understanding of animal welfare?***(SHOW SCREEN – READ OUT – MAX. 2 ANSWERS)*

It concerns the way farmed animals are treated, providing them with a better quality of life	1,
It is the same as animal protection	2,
It refers to the duty to respect all animals	3,
It contributes to better quality animal products	4,
It goes beyond animal protection	5,
None (SP.)	6,
DK	7,

NEW

QB2 In your opinion, how important is it to protect the welfare of farmed animals?*(READ OUT – ONE ANSWER ONLY)*

Very important	1
Somewhat important	2
Not very important	3
Not at all important	4
DK	5

NEW (BASED ON EB66.1 QC4)

QB3 Do you believe that in general the welfare of farmed animals in (OUR COUNTRY) should be better protected than it is now?*(READ OUT – ONE ANSWER ONLY)*

Yes, certainly	1
Yes, probably	2
No, probably not	3
No, certainly not	4
DK	5

NEW (BASED ON EB66.1 QC5)

QB4 In your opinion, at what level should decisions be taken on the laws regulating the protection of farmed animals in (OUR COUNTRY)?*(READ OUT – ONE ANSWER ONLY)*

Mainly at an EU level	1
Mainly at a national level	2
At both levels jointly	3
Other (SP.)	4
None (SP.)	5
DK	6

NEW

QB5 **There is currently no legal obligation in the EU to care for animals used for commercial purposes. To what extent do you agree or disagree that there should be an EU law obliging any person using animals for commercial purposes in the EU to care for them?**

(READ OUT – ONE ANSWER ONLY)

Totally agree	1
Tend to agree	2
Tend to disagree	3
Totally disagree	4
DK	5

NEW

QB6 **Some people believe that the welfare of farmed animals is primarily a matter for consumers when buying a product and should thus be handled by businesses. Others believe it is a matter for all citizens, which should be regulated by the public authorities. Which of these is closest to your view?**

(SHOW SCREEN – READ OUT – ONE ANSWER ONLY)

The welfare of farmed animals is primarily a matter for consumers, to be	1
The welfare of farmed animals is a matter for all citizens, to be regulated	2
Animal welfare should be handled jointly by businesses and by public	3
None (SP.)	4
DK	5

NEW

QB7 **Would you be willing to pay more for products sourced from animal welfare-friendly production systems?**

(SHOW SCREEN – READ OUT – ONE ANSWER ONLY)

No, you are not ready to pay more	1
Yes, you would be ready to pay up to 5% more	2
Yes, you would be ready to pay 6% to 10% more	3
Yes, you would be ready to pay 11% to 20% more	4
Yes, you would be ready to pay more than 20% more	5
It depends on the price of the product (SP.)	6
DK	7

NEW

QB8 **Would you like to have more information about the conditions under which farmed animals are treated in (OUR COUNTRY)? (M)**

(READ OUT – ONE ANSWER ONLY)






























Yes, certainly	1
Yes, probably	2
No, probably not	3
No, certainly not	4
DK	5

EB66.1 QC2

QB9	Products sourced from animal welfare-friendly production systems may carry an identifying label. Do you look for these labels when buying such products? (READ OUT – ONE ANSWER ONLY)		
	Yes, most of the time	1	
	Yes, some of the time	2	
	No, very rarely	3	
	No, never	4	
	You didn't know these labels existed (SP.)	5	
	DK	6	NEW
QB10	Do you think there is currently a sufficient choice of animal welfare friendly food products in shops and supermarkets? (M) (READ OUT – ONE ANSWER ONLY)		
	Yes, certainly	1	
	Yes, probably	2	
	No, probably not	3	
	No, certainly not	4	
	DK	5	
			EB66.1 QC8 TREND MODIFIED
QB11	Do you think that information campaigns on animal welfare could be a good way to have a positive influence on the attitudes of children and young people towards animals? (READ OUT – ONE ANSWER ONLY)		
	Yes, certainly	1	
	Yes, probably	2	
	No, probably not	3	
	No, certainly not	4	
	DK	5	NEW
QB12	Do you believe that the welfare of companion animals in (OUR COUNTRY) should be better protected than it is now? (READ OUT – ONE ANSWER ONLY)		
	Yes, certainly	1	
	Yes, probably	2	
	No, probably not	3	
	No, certainly not	4	
	DK	5	NEW






























November - December 2015

QB1 Which of the following statements best describe your understanding of animal welfare?
(MAX. 2 ANSWERS) (%)

		It concerns the way farmed animals are treated, providing them with a better quality of life	It is the same as animal protection	It refers to the duty to respect all animals	It contributes to better quality animal products	It goes beyond animal protection	None (SPONTANEOUS)	Don't know
EU28		40	17	46	17	18	1	3
BE		33	18	53	15	28	1	1
BG		35	22	33	12	15	2	5
CZ		45	27	32	22	8	1	3
DK		61	14	47	10	19	0	1
DE		46	14	51	25	16	3	1
EE		36	22	50	10	19	1	4
IE		33	19	44	13	16	1	5
EL		40	25	46	29	12	0	2
ES		24	21	51	12	23	0	3
FR		46	13	59	12	19	0	3
HR		32	25	30	18	24	1	3
IT		32	20	40	16	14	2	3
CY		42	25	50	25	15	2	1
LV		30	20	48	13	23	0	4
LT		34	26	45	15	15	1	2
LU		42	15	62	15	15	0	0
HU		33	23	23	18	17	2	3
MT		37	20	60	20	11	1	2
NL		49	5	70	10	26	0	0
AT		44	16	55	32	17	1	2
PL		36	17	33	12	14	3	9
PT		54	18	49	20	11	0	0
RO		39	21	24	28	18	2	6
SI		42	15	46	10	21	0	2
SK		48	17	19	23	19	0	3
FI		50	21	55	14	25	1	0
SE		61	10	45	13	30	0	1
UK		42	19	40	14	19	1	7






























November - December 2015

QB2 In your opinion, how important is it to protect the welfare of farmed animals? (%)

		Very important	Somewhat important	Not very important	Not at all important	Don't know	Total 'Important'	Total 'Not important'
EU28		57	37	3	1	2	94	4
BE		55	39	5	1	0	94	6
BG		45	43	6	2	4	88	8
CZ		55	40	4	0	1	95	4
DK		65	33	2	0	0	98	2
DE		61	34	3	0	2	95	3
EE		55	40	3	0	2	95	3
IE		80	17	2	0	1	97	2
EL		63	33	3	1	0	96	4
ES		55	39	4	0	2	94	4
FR		62	36	1	0	1	98	1
HR		39	47	9	2	3	86	11
IT		47	47	3	1	2	94	4
CY		86	11	2	1	0	97	3
LV		56	38	4	1	1	94	5
LT		52	43	4	1	0	95	5
LU		74	24	1	1	0	98	2
HU		33	53	12	1	1	86	13
MT		79	19	2	0	0	98	2
NL		47	48	5	0	0	95	5
AT		61	32	4	1	2	93	5
PL		34	52	7	1	6	86	8
PT		50	49	1	0	0	99	1
RO		55	36	4	1	4	91	5
SI		64	32	2	1	1	96	3
SK		42	49	7	1	1	91	8
FI		78	21	1	0	0	99	1
SE		80	19	1	0	0	99	1
UK		78	20	1	0	1	98	1






























November - December 2015

QB3 Do you believe that in general the welfare of farmed animals in (OUR COUNTRY) should be better protected than it is now? (%)

		Yes, certainly	Yes, probably	No, probably not	No, certainly not	Don't know	Total 'Yes'	Total 'No'
EU28		44	38	10	2	6	82	12
BE		32	39	21	4	4	71	25
BG		36	41	8	3	12	77	11
CZ		38	47	11	1	3	85	12
DK		36	42	16	3	3	78	19
DE		55	28	9	2	6	83	11
EE		30	40	17	1	12	70	18
IE		44	36	11	2	7	80	13
EL		58	33	5	1	3	91	6
ES		45	39	7	1	8	84	8
FR		55	33	6	1	5	88	7
HR		35	49	9	3	4	84	12
IT		43	43	6	1	7	86	7
CY		74	19	5	1	1	93	6
LV		35	39	15	4	7	74	19
LT		37	48	10	1	4	85	11
LU		19	39	25	2	15	58	27
HU		27	43	22	5	3	70	27
MT		52	35	5	0	8	87	5
NL		31	35	25	6	3	66	31
AT		33	45	15	3	4	78	18
PL		22	50	15	1	12	72	16
PT		44	50	4	0	2	94	4
RO		52	33	6	1	8	85	7
SI		43	38	13	1	5	81	14
SK		32	50	10	1	7	82	11
FI		52	38	8	1	1	90	9
SE		46	37	13	3	1	83	16
UK		39	37	14	2	8	76	16

November - December 2015






























QB4 In your opinion, at what level should decisions be taken on the laws regulating the protection of farmed animals in (OUR COUNTRY)? (%)

		Mainly at an EU level	Mainly at a national level	At both levels jointly	Other (SPONTANEOUS)	None (SPONTANEOUS)	Don't know
EU28		19	28	49	0	0	4
BE		28	18	50	1	1	2
BG		12	31	48	0	1	8
CZ		12	43	42	0	1	2
DK		12	31	55	0	0	2
DE		22	22	52	0	1	3
EE		6	44	44	1	1	4
IE		12	31	54	0	0	3
EL		21	28	50	0	0	1
ES		30	16	50	0	0	4
FR		20	21	57	0	0	2
HR		17	41	36	1	2	3
IT		18	26	51	0	1	4
CY		19	11	66	1	2	1
LV		11	31	52	0	1	5
LT		11	40	43	0	1	5
LU		24	23	52	0	0	1
HU		10	36	48	1	3	2
MT		14	25	59	0	0	2
NL		17	25	57	0	0	1
AT		14	31	51	1	1	2
PL		15	35	37	0	2	11
PT		19	29	46	0	0	6
RO		16	34	43	1	0	6
SI		13	17	64	1	1	4
SK		15	33	48	0	1	3
FI		8	44	47	0	0	1
SE		10	32	58	0	0	0
UK		16	39	41	0	0	4

November - December 2015

QB5






























There is currently no legal obligation in the EU to care for animals used for commercial

		Totally agree	Tend to agree	Tend to disagree	Totally disagree	Don't know	Total 'Agree'	Total 'Disagree'
EU28		54	35	5	2	4	89	7
BE		57	34	7	1	1	91	8
BG		38	41	5	4	12	79	9
CZ		39	44	10	2	5	83	12
DK		56	32	7	3	2	88	10
DE		63	27	4	2	4	90	6
EE		39	38	10	5	8	77	15
IE		58	30	5	2	5	88	7
EL		58	36	3	1	2	94	4
ES		63	31	2	1	3	94	3
FR		63	30	4	1	2	93	5
HR		37	49	7	2	5	86	9
IT		44	43	5	2	6	87	7
CY		79	14	3	4	0	93	7
LV		53	32	7	2	6	85	9
LT		30	52	8	4	6	82	12
LU		63	30	4	1	2	93	5
HU		33	46	14	5	2	79	19
MT		61	32	4	1	2	93	5
NL		68	24	5	3	0	92	8
AT		52	38	7	1	2	90	8
PL		27	52	10	2	9	79	12
PT		43	51	3	0	3	94	3
RO		51	35	3	2	9	86	5
SI		64	27	4	2	3	91	6
SK		34	49	8	2	7	83	10
FI		63	28	4	4	1	91	8
SE		83	14	1	1	1	97	2
UK		60	29	4	3	4	89	7

November - December 2015



























QB6

Some people believe that the welfare of farmed animals is primarily a matter for consumers when buying a product and should thus be handled by businesses. Others

		The welfare of farmed animals is primarily a matter for consumers, to be handled by businesses	The welfare of farmed animals is a matter for all citizens, to be regulated by public authorities	Animal welfare should be handled jointly by businesses and by public authorities	None (SPONTANEOUS)	Don't know
EU28		12	40	43	1	4
BE		13	32	52	1	2
BG		11	39	38	2	10
CZ		13	32	53	1	1
DK		9	46	42	1	2
DE		8	53	36	1	2
EE		10	17	67	1	5
IE		13	49	32	1	5
EL		13	34	50	1	2
ES		11	33	50	1	5
FR		10	35	51	1	3
HR		20	39	35	2	4
IT		17	36	42	1	4
CY		10	31	56	3	0
LV		11	27	57	1	4
LT		14	40	41	1	4
LU		9	36	50	4	1
HU		18	38	39	3	2
MT		13	35	48	0	4
NL		10	26	63	0	1
AT		20	50	28	1	1
PL		15	42	33	1	9
PT		12	46	40	0	2
RO		21	35	38	0	6
SI		9	23	60	2	6
SK		15	37	44	0	4
FI		6	51	42	0	1
SE		3	39	58	0	0
UK		11	44	40	0	5






























November - December 2015

QB7 Would you be willing to pay more for products sourced from animal welfare-friendly production systems? (%)

		No, you are not ready to pay more	Yes, you would be ready to pay up to 5% more	Yes, you would be ready to pay 6% to 10% more	Yes, you would be ready to pay 11% to 20% more	Yes, you would be ready to pay more than 20% more	It depends on the price of the product (SPONTANEOUS)	Don't know	Total 'Yes'
EU28		35	35	16	5	3	4	2	59
BE		32	40	17	4	2	4	1	63
BG		60	23	3	1	1	8	4	28
CZ		48	30	12	3	2	3	2	47
DK		15	34	31	10	7	2	1	82
DE		15	33	27	10	5	8	2	75
EE		37	37	14	4	1	5	2	56
IE		39	43	9	3	2	2	2	57
EL		50	33	9	1	1	5	1	44
ES		43	37	9	2	3	4	2	51
FR		29	40	20	5	3	1	2	68
HR		42	34	12	2	1	7	2	49
IT		49	30	10	2	1	5	3	43
CY		32	50	11	1	2	2	2	64
LV		45	39	9	2	1	2	2	51
LT		61	33	3	0	1	1	1	37
LU		10	40	30	8	8	2	2	86
HU		57	29	8	2	1	2	1	40
MT		33	47	12	1	3	2	2	63
NL		12	35	31	11	8	2	1	85
AT		30	36	21	4	3	5	1	64
PL		56	27	6	2	1	3	5	36
PT		70	18	4	0	0	7	1	22
RO		55	31	7	1	1	3	2	40
SI		38	30	16	6	4	5	1	56
SK		56	31	8	1	1	2	1	41
FI		18	45	25	6	4	1	1	80
SE		5	22	33	21	17	1	1	93
UK		23	47	16	6	3	4	1	72






























November - December 2015

QB8 Would you like to have more information about the conditions under which farmed animals are treated in (OUR COUNTRY)? (%)

		Yes, certainly	Diff. Nov-Dec 2015 - Sept.-Oct. 2006	Yes, probably	Diff. Nov-Dec 2015 - Sept.-Oct. 2006	No, probably not	Diff. Nov-Dec 2015 - Sept.-Oct. 2006	No, certainly not	Diff. Nov-Dec 2015 - Sept.-Oct. 2006
EU28		30	▲ 11	34	▲ 5	20	▼ 6	13	=
BE		28	▲ 11	32	▼ 6	25	▼ 7	14	▲ 1
BG		28	▲ 8	37	▲ 2	16	▼ 7	10	▼ 5
CZ		22	▲ 8	42	▲ 9	25	▼ 13	8	▼ 4
DK		29	▲ 10	32	▲ 3	29	▼ 14	9	▲ 1
DE		27	▲ 7	26	▼ 10	24	▼ 3	20	▲ 6
EE		14	▲ 5	32	▲ 1	32	▼ 3	17	▲ 1
IE		32	▲ 13	33	▼ 4	21	▼ 2	12	▲ 2
EL		44	▼ 12	38	▲ 10	12	▲ 2	6	=
ES		39	▲ 22	32	▼ 12	16	▼ 1	11	▼ 1
FR		42	▲ 20	30	▼ 11	16	▼ 7	11	=
HR		28	▲ 2	49	▲ 9	13	▼ 6	7	▼ 5
IT		36	▲ 8	44	▼ 5	10	▼ 2	5	▼ 3
CY		61	▲ 12	22	▼ 5	12	▲ 1	5	▼ 7
LV		20	▲ 8	33	▼ 11	26	▼ 1	19	▲ 6
LT		21	▲ 14	41	▲ 2	22	▼ 6	15	▼ 6
LU		39	▲ 9	34	▼ 4	20	▲ 1	5	▼ 6
HU		14	▲ 6	35	▲ 5	24	▼ 12	25	▲ 1
MT		49	▲ 17	30	▼ 4	12	▼ 11	8	▼ 2
NL		20	▲ 10	25	▲ 5	30	▼ 8	25	▼ 6
AT		27	▲ 8	38	▼ 11	19	▼ 3	12	▲ 6
PL		15	▲ 7	44	▼ 1	27	▼ 5	7	▼ 2
PT		27	▲ 1	51	▼ 3	16	▲ 3	4	▼ 2
RO		46	▲ 17	34	▼ 11	11	▼ 4	6	▲ 1
SI		32	▲ 20	34	▼ 7	21	▼ 12	12	▼ 1
SK		19	▲ 5	43	▲ 1	24	▼ 9	10	▲ 2
FI		28	▲ 21	36	▲ 1	26	▼ 15	10	▼ 6
SE		36	▲ 14	31	▼ 6	27	▼ 7	6	=
UK		20	▲ 8	28	▼ 1	28	▼ 9	22	▲ 3

November - December 2015





























QB8 Would you like to have more information about the conditions under which farmed animals are treated in (OUR COUNTRY)? (%)

		Don't know	Diff. Nov-Dec 2015 - Sept.-Oct. 2006	Total 'Yes'	Diff. Nov-Dec 2015 - Sept.-Oct. 2006	Total 'No'	Diff. Nov-Dec 2015 - Sept.-Oct. 2006
EU28		3	=	64	▲ 6	33	▲ 6
BE		1	▲ 1	60	▲ 5	39	▼ 6
BG		9	▲ 2	65	▲ 10	26	▼ 12
CZ		3	=	64	▲ 17	33	▼ 17
DK		1	=	61	▲ 13	38	▼ 13
DE		3	=	53	▼ 3	44	▲ 3
EE		5	▼ 4	46	▲ 6	49	▼ 2
IE		2	▼ 9	65	▲ 9	33	=
EL		0	=	82	▼ 2	18	▲ 2
ES		2	▼ 8	71	▲ 10	27	▼ 2
FR		1	▼ 2	72	▲ 9	27	▼ 7
HR		3	=	77	▲ 11	20	▼ 11
IT		5	▲ 2	80	▲ 3	15	▼ 5
CY		0	▼ 1	83	▲ 7	17	▼ 6
LV		2	▼ 2	53	▼ 3	45	▲ 5
LT		1	▼ 4	62	▲ 16	37	▼ 12
LU		2	=	73	▲ 5	25	▼ 5
HU		2	=	49	▲ 11	49	▼ 11
MT		1	=	79	▲ 13	20	▼ 13
NL		0	▼ 1	45	▲ 15	55	▼ 14
AT		4	=	65	▼ 3	31	▲ 3
PL		7	▲ 1	59	▲ 6	34	▼ 7
PT		2	▲ 1	78	▼ 2	20	▲ 1
RO		3	▼ 3	80	▲ 6	17	▼ 3
SI		1	=	66	▲ 13	33	▼ 13
SK		4	▲ 1	62	▲ 6	34	▼ 7
FI		0	▼ 1	64	▲ 22	36	▼ 21
SE		0	▼ 1	67	▲ 8	33	▼ 7
UK		2	▼ 1	48	▲ 7	50	▼ 6

November - December 2015






























QB9

Products sourced from animal welfare-friendly production systems may carry an identifying label. Do you look for these labels when buying such products? (%)

		Yes, most of the time	Yes, some of the time	No, very rarely	No, never	You didn't know these labels existed (SPONTANEOUS)	Don't know	Total 'Yes'	Total 'No'
EU28		25	27	14	23	10	1	52	37
BE		21	28	18	23	10	0	49	41
BG		5	13	11	34	36	1	18	45
CZ		15	29	22	28	5	1	44	50
DK		34	33	13	16	3	1	67	29
DE		32	28	17	11	10	2	60	28
EE		12	24	12	23	27	2	36	35
IE		21	30	19	26	3	1	51	45
EL		13	18	12	34	23	0	31	46
ES		17	20	13	39	11	0	37	52
FR		36	25	12	23	3	1	61	35
HR		13	36	15	22	13	1	49	37
IT		21	26	14	23	14	2	47	37
CY		31	26	14	25	2	2	57	39
LV		23	27	20	26	4	0	50	46
LT		13	22	15	38	11	1	35	53
LU		41	34	12	11	0	2	75	23
HU		19	25	15	31	9	1	44	46
MT		28	22	16	29	4	1	50	45
NL		43	30	12	15	0	0	73	27
AT		30	36	15	9	9	1	66	24
PL		7	34	15	28	13	3	41	43
PT		12	24	17	19	28	0	36	36
RO		17	26	19	24	12	2	43	43
SI		17	24	22	33	4	0	41	55
SK		11	30	19	32	7	1	41	51
FI		19	38	22	17	3	1	57	39
SE		52	27	9	9	2	1	79	18
UK		28	27	12	26	6	1	55	38










November - December 2015

QB10 Do you think there is currently a sufficient choice of animal welfare friendly food products in shops and supermarkets? (%)

		Yes, certainly	Diff. Nov-Dec 2015 - Sept.- Oct. 2006	Yes, probably	Diff. Nov-Dec 2015 - Sept.- Oct. 2006	No, probably not	Diff. Nov-Dec 2015 - Sept.- Oct. 2006	No, certainly not	Diff. Nov-Dec 2015 - Sept.- Oct. 2006
EU28		10	▼ 2	28	▼ 5	31	▲ 6	16	▲ 3
BE		16	▼ 8	33	▼ 11	32	▲ 12	9	▲ 2
BG		3	▼ 4	14	▼ 6	23	▼ 5	31	▲ 10
CZ		6	▼ 2	31	▲ 1	34	▲ 7	14	▼ 4
DK		15	▲ 2	31	▼ 7	32	▼ 2	14	▲ 5
DE		6	▼ 5	18	▼ 9	38	▲ 8	24	▲ 6
EE		5	▼ 3	20	▼ 9	25	▲ 5	11	▼ 1
IE		14	▼ 1	33	▲ 1	30	▲ 13	10	=
EL		13	=	22	▼ 3	30	▼ 3	24	▼ 4
ES		9	▲ 2	23	▼ 1	28	=	22	▲ 9
FR		7	▼ 11	26	▼ 9	35	▲ 16	17	▲ 6
HR		8	▼ 2	34	▲ 5	27	▲ 1	17	▼ 2
IT		16	▲ 5	38	▼ 5	21	=	13	▲ 3
CY		23	▼ 3	35	▲ 7	23	▲ 5	12	▲ 1
LV		6	▼ 2	25	▼ 6	37	▲ 7	14	=
LT		8	▼ 2	29	▼ 7	26	▲ 5	21	▲ 8
LU		14	▼ 9	33	▼ 6	35	▲ 12	9	▲ 3
HU		12	▲ 4	33	▲ 2	26	▲ 2	18	▲ 3
MT		12	▼ 3	28	▼ 4	30	▲ 14	13	▲ 6
NL		21	▼ 6	34	▼ 4	26	▲ 7	12	▲ 4
AT		11	▲ 2	38	▼ 2	31	=	10	▼ 2
PL		5	▼ 1	32	=	30	▲ 9	9	▼ 5
PT		12	▼ 1	34	▲ 8	29	▲ 2	12	▼ 5
RO		11	▼ 3	27	▼ 9	27	▲ 10	20	▲ 10
SI		8	▼ 4	26	▼ 18	31	▲ 4	22	▲ 14
SK		5	=	29	▲ 3	35	=	18	▼ 4
FI		9	▼ 5	37	▼ 14	32	▲ 9	6	▲ 1
SE		7	▼ 3	26	▼ 13	40	▲ 9	19	▲ 8
UK		12	=	31	▼ 5	32	▲ 6	11	▲ 3






























November - December 2015

QB10 Do you think there is currently a sufficient choice of animal welfare friendly food products in shops and supermarkets? (%)

	Don't know	Diff. Nov-Dec 2015 - Sept.- Oct. 2006	Total 'Yes'	Diff. Nov-Dec 2015 - Sept.- Oct. 2006	Total 'No'	Diff. Nov-Dec 2015 - Sept.- Oct. 2006
EU28 	15	▼ 2	38	▼ 7	47	▲ 9
BE 	10	▲ 5	49	▼ 19	41	▲ 14
BG 	29	▲ 5	17	▼ 10	54	▲ 5
CZ 	15	▼ 2	37	▼ 1	48	▲ 3
DK 	8	▲ 2	46	▼ 5	46	▲ 3
DE 	14	=	24	▼ 14	62	▲ 14
EE 	39	▲ 8	25	▼ 12	36	▲ 4
IE 	13	▼ 13	47	=	40	▲ 13
EL 	11	▲ 10	35	▼ 3	54	▼ 7
ES 	18	▼ 10	32	▲ 1	50	▲ 9
FR 	15	▼ 2	33	▼ 20	52	▲ 22
HR 	14	▼ 2	42	▲ 3	44	▼ 1
IT 	12	▼ 3	54	=	34	▲ 3
CY 	7	▼ 10	58	▲ 4	35	▲ 6
LV 	18	▲ 1	31	▼ 8	51	▲ 7
LT 	16	▼ 4	37	▼ 9	47	▲ 13
LU 	9	=	47	▼ 15	44	▲ 15
HU 	11	▼ 11	45	▲ 6	44	▲ 5
MT 	17	▼ 13	40	▼ 7	43	▲ 20
NL 	7	▼ 1	55	▼ 10	38	▲ 11
AT 	10	▲ 2	49	=	41	▼ 2
PL 	24	▼ 3	37	▼ 1	39	▲ 4
PT 	13	▼ 4	46	▲ 7	41	▼ 3
RO 	15	▼ 8	38	▼ 12	47	▲ 20
SI 	13	▲ 4	34	▼ 22	53	▲ 18
SK 	13	▲ 1	34	▲ 3	53	▼ 4
FI 	16	▲ 9	46	▼ 19	38	▲ 10
SE 	8	▼ 1	33	▼ 16	59	▲ 17
UK 	14	▼ 4	43	▼ 5	43	▲ 9






























November - December 2015

QB11 Do you think that information campaigns on animal welfare could be a good way to have a positive influence on the attitudes of children and young people towards animals? (%)

		Yes, certainly	Yes, probably	No, probably not	No, certainly not	Don't know	Total 'Yes'	Total 'No'
EU28		48	39	7	2	4	87	9
BE		46	40	8	4	2	86	12
BG		43	38	6	5	8	81	11
CZ		34	50	10	2	4	84	12
DK		40	45	12	1	2	85	13
DE		50	36	9	2	3	86	11
EE		57	32	4	1	6	89	5
IE		57	36	3	1	3	93	4
EL		54	38	4	2	2	92	6
ES		61	32	4	1	2	93	5
FR		56	33	6	2	3	89	8
HR		33	51	10	2	4	84	12
IT		37	47	8	2	6	84	10
CY		73	23	2	1	1	96	3
LV		52	36	6	3	3	88	9
LT		51	42	4	1	2	93	5
LU		66	28	5	1	0	94	6
HU		30	46	14	6	4	76	20
MT		60	37	2	0	1	97	2
NL		50	32	13	4	1	82	17
AT		49	42	6	1	2	91	7
PL		28	52	11	1	8	80	12
PT		50	44	5	0	1	94	5
RO		50	37	5	3	5	87	8
SI		54	36	6	2	2	90	8
SK		30	53	9	4	4	83	13
FI		49	43	6	1	1	92	7
SE		63	31	4	1	1	94	5
UK		50	39	5	2	4	89	7



























November - December 2015

QB12 Do you believe that the welfare of companion animals in (OUR COUNTRY) should be better protected than it is now? (%)

		Yes, certainly	Yes, probably	No, probably not	No, certainly not	Don't know	Total 'Yes'	Total 'No'
EU28		38	36	15	4	7	74	19
BE		34	36	23	4	3	70	27
BG		41	36	8	4	11	77	12
CZ		38	45	12	1	4	83	13
DK		27	32	32	5	4	59	37
DE		30	28	22	9	11	58	31
EE		38	35	15	3	9	73	18
IE		50	34	9	2	5	84	11
EL		58	31	7	2	2	89	9
ES		50	36	8	3	3	86	11
FR		45	31	15	4	5	76	19
HR		34	45	12	5	4	79	17
IT		38	42	11	3	6	80	14
CY		78	16	4	1	1	94	5
LV		38	36	15	5	6	74	20
LT		39	46	10	1	4	85	11
LU		23	28	31	6	12	51	37
HU		32	38	19	9	2	70	28
MT		50	37	5	1	7	87	6
NL		27	28	32	8	5	55	40
AT		28	43	18	4	7	71	22
PL		23	49	15	1	12	72	16
PT		47	46	5	0	2	93	5
RO		44	35	10	4	7	79	14
SI		38	32	21	4	5	70	25
SK		26	54	12	2	6	80	14
FI		34	36	23	5	2	70	28
SE		25	31	34	7	3	56	41
UK		43	36	13	2	6	79	15






























November - December 2015

QB13.1 The EU is working with other countries to build a common understanding on internationally recognised animal welfare standards. To what extent do you agree or disagree with each of the following statements?

		Totally agree	Tend to agree	Tend to disagree	Totally disagree	Don't know	Total 'Agree'	Total 'Disagree'
EU28		62	31	3	1	3	93	4
BE		63	29	5	1	2	92	6
BG		57	31	2	2	8	88	4
CZ		58	33	4	1	4	91	5
DK		63	29	5	1	2	92	6
DE		70	24	3	1	2	94	4
EE		39	41	5	3	12	80	8
IE		66	28	2	1	3	94	3
EL		65	31	2	1	1	96	3
ES		69	27	1	0	3	96	1
FR		70	24	2	1	3	94	3
HR		46	39	8	3	4	85	11
IT		52	39	3	2	4	91	5
CY		81	14	1	3	1	95	4
LV		48	38	5	3	6	86	8
LT		42	46	4	2	6	88	6
LU		70	26	2	0	2	96	2
HU		46	36	12	3	3	82	15
MT		74	24	1	0	1	98	1
NL		70	23	4	1	2	93	5
AT		59	31	6	2	2	90	8
PL		36	47	7	3	7	83	10
PT		65	33	1	0	1	98	1
RO		57	33	3	0	7	90	3
SI		76	18	2	1	3	94	3
SK		45	46	4	1	4	91	5
FI		67	25	2	3	3	92	5
SE		77	18	2	2	1	95	4
UK		66	28	3	1	2	94	4






























November - December 2015

QB13.2 The EU is working with other countries to build a common understanding on internationally recognised animal welfare standards. To what extent do you agree or disagree with each of the following statements?

		Totally agree	Tend to agree	Tend to disagree	Totally disagree	Don't know	Total 'Agree'	Total 'Disagree'
EU28		55	35	5	2	3	90	7
BE		54	37	7	1	1	91	8
BG		51	36	4	2	7	87	6
CZ		49	38	7	2	4	87	9
DK		46	36	10	4	4	82	14
DE		62	30	4	1	3	92	5
EE		34	41	7	7	11	75	14
IE		66	30	2	0	2	96	2
EL		65	33	1	0	1	98	1
ES		65	31	1	1	2	96	2
FR		60	32	4	2	2	92	6
HR		45	41	9	2	3	86	11
IT		47	44	3	2	4	91	5
CY		80	15	1	3	1	95	4
LV		42	42	6	4	6	84	10
LT		37	47	6	3	7	84	9
LU		58	34	5	1	2	92	6
HU		47	37	9	4	3	84	13
MT		71	26	1	0	2	97	1
NL		49	36	10	3	2	85	13
AT		55	35	7	2	1	90	9
PL		33	48	10	3	6	81	13
PT		61	37	1	0	1	98	1
RO		52	37	3	1	7	89	4
SI		67	23	4	3	3	90	7
SK		37	52	6	1	4	89	7
FI		59	34	2	3	2	93	5
SE		60	28	7	3	2	88	10
UK		61	32	3	1	3	93	4






























November - December 2015

QB13.3 The EU is working with other countries to build a common understanding on internationally recognised animal welfare standards. To what extent do you agree or disagree with each of the following statements?

		Totally agree	Tend to agree	Tend to disagree	Totally disagree	Don't know	Total 'Agree'	Total 'Disagree'
EU28		51	38	5	2	4	89	7
BE		45	43	8	2	2	88	10
BG		49	37	4	2	8	86	6
CZ		43	41	9	2	5	84	11
DK		48	38	7	2	5	86	9
DE		53	36	7	2	2	89	9
EE		29	45	9	4	13	74	13
IE		62	32	2	1	3	94	3
EL		60	36	3	0	1	96	3
ES		62	31	2	1	4	93	3
FR		56	35	4	2	3	91	6
HR		43	42	9	2	4	85	11
IT		45	43	4	2	6	88	6
CY		78	16	2	3	1	94	5
LV		36	45	7	4	8	81	11
LT		31	53	5	2	9	84	7
LU		57	34	5	0	4	91	5
HU		39	39	14	5	3	78	19
MT		67	29	1	0	3	96	1
NL		41	40	11	3	5	81	14
AT		51	36	8	3	2	87	11
PL		34	48	9	3	6	82	12
PT		59	38	2	0	1	97	2
RO		50	35	4	1	10	85	5
SI		65	23	5	1	6	88	6
SK		36	52	6	1	5	88	7
FI		57	34	4	2	3	91	6
SE		65	25	6	2	2	90	8
UK		54	37	4	2	3	91	6

November - December 2015

QB14 Currently, products derived from animals imported into the EU are not required to carry information about animal welfare. In your opinion, what would be the best

		Certifications by private companies in exporting countries	Certifications by public authorities in exporting countries	Certifications by the EU	Other (SPONTANEOUS)	Don't know
EU28		12	24	54	1	9
BE		17	18	58	2	5
BG		10	32	39	1	18
CZ		18	34	41	0	7
DK		8	22	63	1	6
DE		8	25	57	3	7
EE		11	17	44	1	27
IE		11	23	59	0	7
EL		8	30	57	2	3
ES		5	13	70	2	10
FR		14	20	59	0	7
HR		13	27	47	2	11
IT		16	25	49	1	9
CY		7	31	58	3	1
LV		12	30	47	1	10
LT		10	25	52	0	13
LU		7	19	69	1	4
HU		16	33	37	3	11
MT		11	21	64	0	4
NL		10	23	61	2	4
AT		16	30	46	2	6
PL		21	25	35	1	18
PT		12	23	56	0	9
RO		15	30	41	0	14
SI		8	18	62	3	9
SK		12	26	49	1	12
FI		7	20	67	1	5
SE		9	40	44	2	5
UK		10	25	56	1	8